



Base *anyspace*

Essential Solutions. Flexible Fit.



**ROCKIN'
FURNITURE**



SINCE 1989



Mission/Vision Statement

Mediatechnologies manufactures high-quality, purpose-driven furniture solutions. Our goal is to create environments that foster respectful collaboration, communication and learning within the communities where we live and serve, while being profitable as a business. We do this by engaging our team members, customers and partners to positively impact people's lives and experiences.

Value Statement

Mediatechnologies achieves our mission through our core values of:

 **Honesty**

 **Mutual respect**

 **Strong relationships**

 **Setting & meeting expectations**

 **Accountability**

mediatechnologies® has been hard at work developing high quality, versatile and beautiful furniture for your project needs. Create a Commons, Café or Classroom. Choose pieces to enhance your Makerspace, Media Space or Esports Arena.

QUICK GUIDE

06	Bookcases
24	Storage
39	Display
47	Welcome & Reception Desks
64	Tech Carts & Lecterns
72	Privacy
78	Tables
118	Desks
129	Seating



Classroom



Commons



Cafeteria

Kitspiration! Product combo solutions to fit every function



Wink/Indy pg. 152



Cabana pg. 74




Downtown/Shirley pg. 89



mediaspace



Makerspace



Indy - Nomad Desk and Tech Party pg. 48



Engage with Dreamer Cart Kit pg. 70

Explore Our Collections:

Badges mark product families designed to work together in any space.



P. 10



P. 18



P. 106



P. 130



P. 144



P. 162



P. 164

What is *Kitspiration* ?

Smart groupings. Seamless solutions. Effortlessly create functional zones that adapt to your space and your budget through intelligent product choices.



Your Vision, Your Table. Built Your Way.

Choose from **5** distinct table base styles and pair them with any of our **30** versatile tabletop shapes.

Table Bases include:

- Bola
- Cesar
- Orbit
- Rockford (adjustable height)
- Valour

A range of table-top finish options are available, including chemical-resistant HPL, butcher block, and phenolic. Please inquire with your sales representative for more details and to explore all available choices.

EDGE TYPES



All edge types are 3mm PVC unless noted otherwise. Veneer products receive a 3mm Wood edge.



BOOKCASES



Bookmark



- Oak or maple veneer case with 3mm Wood Edge
- Matching back included
- Starter-Adder configuration
- Single & double faced
- Base shelves are always wood, adjustable shelves available in wood or steel
- 4" toe kick
- Straight in-line and mobile options
- Ships knocked down



Benchmark

- HPL or TFL with 3mm PVC Edge
- HPL Construction includes TFL back
HPL backs available as an upgrade
- Starter-Adder configuration
- Single & double faced
- Shelves available in HPL, TFL or steel adjustable shelves
Base shelf will match adjustable shelves
- Steel shelves available in 19 powder coats
- 4" toe kick
- Straight in-line and mobile options
- Ships knocked down



31 Series

- Oak or Maple veneer with 3mm Wood Edge,
HPL or TFL with 3mm PVC Edge
- Steel frame construction available in 19 powder coats
- Open back
- Starter-Adder configuration
- Single & double faced
- Steel shelves available in 19 powder coats
- Straight in-line and mobile options
- 2.5" toe kick
- Ships knocked down

Roundhouse

- HPL or TFL available with 3mm PVC Edge
- Starter-Adder configuration for free-standing units
- Double faced
- Adjustable wood shelves
- Continuous base and top for mobile unit
- Units ships knocked down



Drift Shelving



- Oak or Maple veneer with 3mm Wood Edge or HPL with 3mm PVC edges
- Veneer, high-pressure laminate or steel back
Straight units have matching backs or steel
- Curved units TFL can only have steel bases
- Many finish options and 19 powder coats
- Single with shelves on concave or convex side
- Double faced with steel back
- Wood shelves
- Mobile
- Connecting magnets and handles optional
- Mates with other Drift straight storage units
- Curved seating can nest in/on curves
- Units ship assembled



transition

- Consider our track-mounted shelving
View transition products <https://www.mediatechnologies.com/product/transition-components>

BOOKCASES

Benchmark 11-Series

Designed and engineered for value, Benchmark shelving creates stylish accents with the addition of optional colored laminate and or powder coated steel shelves.

- Available in HPL, and TFL with 3MM PVC edge
- Veneer core shelves and valance is optional
- Steel, wood, magazine, picture book options
- Leveling glides included
- Starter/Adder construction to create longer runs of shelving
- Single and double faced units available
- Double faced mobile units available 36", 42", 48" and 60" heights
- Available shelving heights: 30", 36", 42", 48", 60", 72", 84", 90"
- Available picture book shelving heights: 30", 36", 42", 48", 60", 72"



Starter-Adder Configurations for Extended Runs

*mobile adder 36", 42", 48" heights only



H11-3010 Starter




H11-3010A Adder

Starter and adder units allow you to create a large run of shelving. Individual adjustable shelves available for all units.

H11-6010
Single Faced Unit



Benchmark mobile toe frame is factory assembled.



Single faced, freestanding Benchmark toe is assembled with two z-brackets per toe kick.

Examples of Benchmark Units



H11-6010
Single Faced



H11-4220
Double Faced



SBH11-7212
Steel Shelving



H11-7212 +
(4) 21-12SH-MAG
Wood Magazine*



H11-7212 +
(4) S21-12SH-MAG
Steel Magazine*





H11-4224P
Wood Picture Book



SH11-4224P
Steel Picture Book

Seamless Integration Panels

Finishing Components



Island back - includes a finished back complete with HPL/TFL, Edges and toe-kick



Non-Island back has a raw edge and toe-kick



Bookmark Collection:

The Bookmark 21-series Family by Media Technologies is a comprehensive suite of wood furniture designed to create inviting and functional environments, particularly for libraries, schools, and collaborative spaces. Its strength lies in its modularity, classic aesthetic, and robust construction, offering a cohesive design approach.

The Bookmark 21-series Family offers a comprehensive suite of solutions, including:

Modular Shelving: Versatile wood shelving systems that adapt to evolving collections and provide diverse display options.

Integrated Bookstack Benches: Comfortable seating seamlessly built into or complementing shelving, creating inviting reading and study nooks.

Durable Tables: Robust wood tables designed for focused individual work or dynamic group collaboration.

Modular Circulation Desks: Fully customizable components that form efficient and welcoming service points.

Privacy Carrels: Individual study stations providing focused, quiet environments with minimal distractions.

Explore all Bookmark has to offer

Individual products, specifications, and options can be found in their respective categories.

- Bookmark Shelving page 12
- Bookmark Circulation Desks page 60
- Bookmark Media Carrels page 73
- Bookmark Tables page 96
- Bookmark Bookstack Seats page 175



● Bookmark Shelving



● Bookmark Bookstack Seats

Design Your Story.



Designer Lines End Panels

End Panel Options: While a standard, un-detailed "Bookmark" end panel exists, the shelving can be customized with various "Designer Line" end panels (e.g., Malibu, Metro, Heritage) to match diverse architectural styles across various products.

- Adds a beautiful wood detail theme to your space
- Available for wood veneer 21-, 31- Bookcases
- For single- and double-faced starters
- These go perfectly with Designer Lines Modular Circulation Desk components and Designer Lines end panels for cantilever shelving.



Explore the Bookmark Collection in action.
Scan for our mini-brochure on fluid design possibilities.



● Bookmark Tables



● Bookmark Media Carrels



● Bookmark Circulation Desks



Bookmark 21- Series

Bring the beauty of premium oak or maple veneer and the superior craftsmanship of Bookmark bookcases to your library or media space.

- Available in Oak or Maple veneer with 3MM Wood edge
- Veneer core shelves and valance are standard
- Adjustable steel, wood, magazine, picture book options
- Continuous tops available
- Leveling glides included
- Design Line end panels available
- Starter/Adder construction to create longer runs of shelving
- Single and double faced units available
- 4" Toe kicks
- Double faced mobile units available 36", 42", 48" and 60" heights
- Available shelving heights: 30", 36", 42", 48", 60", 72", 84", 90"
- Available picture book shelving heights: 30", 36", 42", 48", 60", 72"



V21-7212
Single Faced Unit

Starter-Adder Configurations for Extended Runs


*mobile adder 36", 42", 48" heights only



Starter V21-4212



Adder V21-4212A



Single sided, freestanding Bookmark toe is assembled with a box frame.



Box frame toe assembly is standard. Toe for mobile units ships assembled.

Seamless Integration Panels

Finishing Components



Island back - includes a finished back complete with HPL/TFL, Edges and toe-kick



Non-Island back has a raw edge and toe-kick

Examples of Bookmark Units



V21-7212
Single Faced



V21-4224
Double Faced



SB21-7212
Steel Shelving



V21-7212 +
(4) 21-12SH-MAG
Wood Magazine*



SB21-7212 +
(4) S321-SH-MAG
Steel Magazine*



V21-4224P
Wood Picture Book



SB21-4224P
Steel Picture Book

BOOKCASES

31-Series

A contemporary alternative to traditional wooden bookcases. 31 Series offers a clean “see through” look, the beauty and versatility of wood end panels and exceptional strength and rigidity.

- Available in Oak or Maple veneer with 3MM Wood edge
- Available in HPL or TFL with 3MM PVC edge
- Steel, magazine, picture book options
- Leveling glides included
- Design Line end panels available
- Starter/Adder construction to create longer runs of shelving
- Single and double faced units available
- Double faced mobile units available 36”, 42”, 48”, and 60” heights
- Available shelving heights: 30”, 36”, 42”, 48”, 60”, 72”, 84”, 90”
- Available picture book shelving heights: 30”, 36”, 42”, 48”, 60”, 72”



31-7212
Single faced

Starter-Adder Configurations for Extended Runs

*mobile adder 36”, 42”, 48” heights only



31-4212 Starter




31-4212A Adder

Starter and adder units allow you to create a large run of shelving. Individual adjustable shelves available for all units.



31-Series mobile toe frame is factory assembled.



Single faced, freestanding 31-Series toe is assembled on front of unit.

Examples of 31 Series Units



31-7212



31-6012



31-4224



31-4226-MOB-TAP
Double faced
tapered shelving



31-4212P



31-4224P



31-4224+
S321-10SH-MAG
Steel Multimedia*



31-4224 +
(4) S321-SH-MAG
Steel Magazine*



31-7212 +
(4) S321-SH-MAG
Steel Magazine*

*Magazine Shelves are sold and added separately.

Seamless Integration Panels

Finishing Components



BOOKCASES

SHELVING OPTIONS


Enhance the versatility of your shelving with our offering of useful shelving options. Protect the contents of your shelf unit with glass or wood doors. Create merchandising or display areas with the addition of Slatwall or Tackboard to your end panels. Our assortment of wood and steel shelf accessories and additions help you accommodate all types of content. Shelving accessories are available for Bookmark (21), Benchmark (11) and 31-Series shelving lines.



Tack & Slatwall

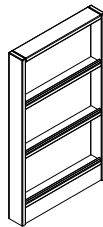
*End panels shown are added to the exterior, we prefer constructing with integral slatwalls.

End Panel Display



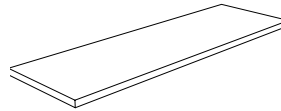
21-BS10

Sliding Book Support



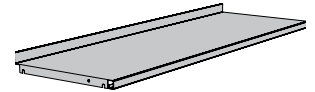
DISP_-4724
DISP_-4124

End Panel Display



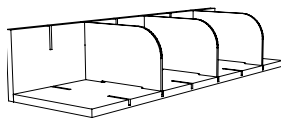
V11-10SH H11-10SH
V21-10SH T11-10SH

Standard Wood Shelves



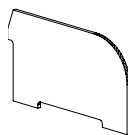
S321-10SH

Steel Shelves



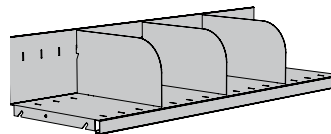
V11-12SH-PB H11-12SH-PB
V21-12SH-PB T11-12SH-PB

Wood Picture Book



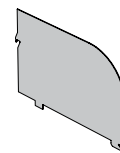
11-12SH-PB-DIV
21-12SH-PB-DIV

Wood Picture Book Divider



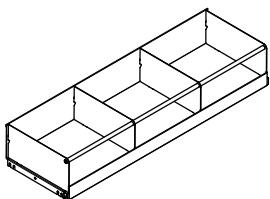
S321-12SH-PB

Steel Picture Book



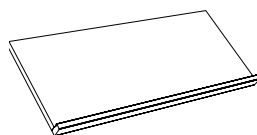
S321-12SH-PB-DIV

Steel Picture Book Divider



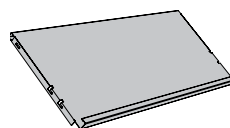
S321-12SH-BB

Browser Bin Shelves



11-12SH-MAG
21-12SH-MAG

Wood Pivoting Mag. Shelves



S321-12SH-MAG

Steel Pivoting Mag. Shelves

Roundhouse 91-Series


The beautiful sweep of Roundhouse curved wood shelving can help to create unique and interesting spaces in your media space.

- Available in HPL, TFL with 3mm PVC Edge or oak or maple veneer with 3mm Wood Edge
- Veneer core shelves are standard
- Available picture book shelving
- Leveling glides are standard
- Design Line end panels available
- Starter/Adder construction to create longer runs of shelving
- Double faced units are standard *Wedge adder is only single faced.
- Available heights: 42", 48", 60"



Starter-Adder Configurations for Extended Runs

Starter and adder units allow you to create a large run of shelving. Individual adjustable shelves available for all units.



91-4829
Starter

91-4829WA
Wedge Adder

91-4829A
Adder



91-4829-SWA-MOB-CT
48" H Mobile Roundhouse

Mobile Roundhouse

- Available in HPL, TFL with 3mm PVC Edge or oak or maple veneer with 3mm Wood Edge
- Consists of a starter, wedge adder and an adder as a single unit with a curved continuous top and base.
- Unit is double faced * Wedge adder is single faced
- Back panels are straight and offer varying depths
- Available with picture book shelving
- Available height: 42", 48"



Drift Collection:

The Drift Collection is a comprehensive family of furniture designed to adapt and inspire. With its clean lines, intelligent modularity, and thoughtful features, Drift empowers you to create seamless, functional, and aesthetically cohesive environments. From collaborative zones to quiet study nooks and efficient circulation points, Drift pieces work in harmony to shape spaces that flow with your needs.

The Drift Collection offers an integrated suite of solutions, including:

Adaptable Tables: Versatile surfaces that support individual focus or dynamic group collaboration.

Flexible Seating: Comfortable bench seating designed with storage in mind.

Integrated Storage Solutions: Smart bookcases and storage units that keep spaces organized and clutter-free.

Modular Circulation Desk Components: Fully customizable elements that form efficient and welcoming service points.

Explore all Drift has to offer

Individual products, specifications, and options can be found in their respective categories.

- Drift Curved Shelving page 20
- Drift Straight Shelving page 21
- Drift Picture Book Shelving page 22-23
- Drift Storage page 24-27
- Drift Harbor Circulation Desk page 52
- Drift Tables page 92
- Drift Bench page 174



● Drift Curved Shelving



● Drift Straight Shelving



● Drift Picture Book Shelving


Fluid Design for Connected Spaces



Explore the Drift Collection in action. Scan for our mini-brochure on fluid design possibilities.



● Drift Storage



● Drift Bench



● Drift Harbor Circulation Desk



● Drift Table



DFTS-4818V-M-MOB

Drift Concave

Drift Single- and Double-Faced Curved Mobile Shelving units provide adaptability when reconfiguring your space as well as unexpected design elements thanks to a plethora of sizes, accessories and finish options.

- Available in HPL or TFL with 3mm PVC edges and veneer
- Backs are available in HPL, TFL or powder coated steel
* TFL single faced units will receive a steel back.
- 75mm casters are standard
- The footprint of each single faced Drift Curved Shelving unit is an 18" deep, 60 degree section of a 72" radius circle.
- Double-faced Drift Curved Shelving is 24" deep and has shelving on both sides. Double-faced shelving always receive steel backs.
- Available heights: 30", 36", 42", 48"
- Optional handles and magnets (to specify add "H" after DFTS for handles and magnets i.e. DFTSH)



DFTS-4224D-M-MOB
Double faced with steel divider



DFT-4818V-M-MOB
Single faced with HPL back

Drift Convex

- Available in HPL or TFL with 3mm PVC edges and veneer
- Backs are available in HPL or TFL, or powder coated steel
* TFL single faced units will receive a steel back.
- 75mm casters are standard
- The footprint of each single faced Drift Curved Shelving unit is an 18" deep, 60 degree section of a 72" radius circle.
- Double-faced Drift Curved Shelving is 24" deep and has shelving on both sides. Double-shelving always receives steel backs
- Available heights: 30", 36", 42", 48"
- Optional handles and magnets (to specify add "H" after DFTS for handles and magnets i.e. DFTSH)



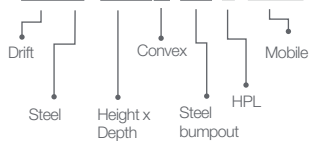
DFT-4818X-M-MOB

Drift with Steel Bumpouts

Drift Curved shelving is available with steel bumpouts to shorten the depth of the curved shelf. Designated in the model number below with **SB**

Model Number Example:

DFTS-4218X-SB-L-MOB



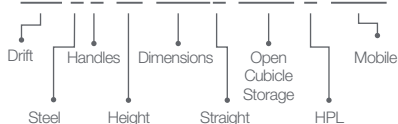
Drift Straight

Straight Drift units mate with convex, concave and additional straight Drift units to create interesting mobile shelving runs. Our powder coat options are available for perforated steel back units. Optional connecting magnets and top handles available.

- Available in HPL or TFL with 3mm PVC edges and veneer
- Backs are available in HPL or TFL, or powder coated steel
- 75mm Casters are standard
- Available depths: 18", 24"
- Available widths: 42"
- Available heights: 36", 42", 48", 54", 72"
- Optional handles and magnets (to specify add "H" after DFTS for handles and magnets i.e. DFTSH)

Model Number Example:

DFTSH-42-4218S-OCB-L-MOB



DFTSH-42-4218S-OCB-L-MOB

*Shown with connecting magnets and handles



Drift Picture Book

- Available in HPL, 3mm PVC edges
- 4 adjustable shelves on each side
- Attached curved steel support at the rear of the shelf supports the Picture Book Divider panels
- Picture book dividers are available in HPL with clear coated edges
- Available heights: 42", 48"
- Optional handles and magnets (to specify add "H" after DFTS for handles and magnets i.e. DFTSH)



DFTS-4824XDPB-L-MOB

Drift Straight Picture Book

- Available in HPL, 3mm PVC edges
- 4 adjustable shelves on each side
- Picture book dividers are available in HPL with clear coated edges
- Available heights: 42", 48"
- Optional handles and magnets (to specify add "H" after DFTS for handles and magnets i.e. DFTSH)



DFTS-36-4218SPB-OS-L-MOB



mediaspace



DFTSH-4224D-L-MOB

DFTSH-4224XPB-L-MOB



Drift Storage Solutions

Utilize every storage space you can as your supply of instructional materials and the number of pupils in your class expand. Finding innovative, adaptable, and useful storage solutions that satisfy the demands of both teachers and students is even more crucial. With mobile storage cabinets, storage cubbies, tote trays, and more, mediatechnologies' Drift offers a scalable and all-inclusive approach to organizing learning resources in both TFL and HPL – including markerboard. Optional magnets and handles are ideal when mating with Drift shelving.

Learning Curve

- Available in HPL or TFL with 3mm PVC edges
 - Matching wood back
 - Optional markerboard back panel
 - Adjustable shelves
 - 75 mm Casters are standard
 - Depths: 18"
 - Available widths: 60"
 - Available heights: 30", 36", 42"
- NOTE: Totes sold separately



DFT-60-3618XTOT-L-MOB

Drift Kitspiration



Products

- (1) Drift Learning Curve DFT-60-3018XTOT-L-MOB
- (1) Jumbles curve JMBA-60-4218
- (2) Jumbles rounds JMBC-17-18
- (1) Orbit round table O22-C0036-29
- (6) Toto Totes 6"H TOT06
- (2) Toto Totes 3"H TOT03

Footprint as shown:
6.7' x 5'

Drift Ideaboard

- Available in HPL or TFL with 3mm PVC edges
- Back: can be felt or markerboard
- Front: half above storage is always markerboard
- Front: below markerboard: can be open or tote storage
- Side: open adjustable shelving only
- Totes sold separately - (14) 3" totes, (6) 6" totes or a combination of the two
- Steel Handle is standard
- 100mm casters are standard
- Depths: 20"
- Available width: 28"
- NOTE: Totes sold separately



DFTI-28-7220-TOT-LF1-MOB
Tote Storage, Felt Back
Shown with Surfboard Accessory

Accessories



● TOTES

● SURFBOARD

Handle is Standard



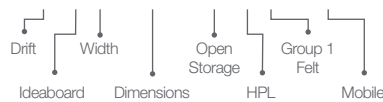
Each side comes standard with
2 Adjustable Shelves



DFTI-28-7220-OS-LF1-MOB
Open Storage, with Felt Back

Model Number Breakdown:

DFTI-28-7220-OS-LF1-MOB





DRIFT



DFT-36-4218S-OS-L-MOB

Open

- Available in HPL or TFL with 3mm PVC edges
- Matching wood back or powder coated steel
- Adjustable shelves
- 75mm Casters are standard
- Depths: 18", 24"
- Available widths: 36", 42"
- Available heights: 30", 36", 42", 48", 54" and 72"H (single faced)
- Available heights: 30", 36", 42", 48", and 54"H (double faced)
- Optional handles and magnets (to specify add "H" after DFTS for handles and magnets i.e. DFTSH)

Cupboard

- Available in HPL or TFL with 3mm PVC edges
- Matching wood back
- Adjustable shelves
- 75MM Casters are standard
- Depths:18", 24"
- Available widths: 36"
- Available heights: 36", 42", 48", 54" and 72"H (single faced)
- Optional handles and magnets (to specify add "H" after DFTS for handles and magnets i.e. DFTSH)



DFT-36-4218S-CS-LL-MOB

Tote Storage

- Available in HPL or TFL with 3mm PVC edges
- Matching wood back or powder coated steel
- Optional Lego® back panel
- Adjustable shelves
- 75mm Casters are standard
- Depths: 18"
- Available widths: 42"
- Available heights:
 36"H - (24) TOT03 totes or (12) TOT06 totes
 42"H - (30) TOT03 totes or (15) TOT06 totes
 48"H - (36) TOT03 totes or (18) TOT06 totes
 NOTE: Totes sold separately
- Optional handles and magnets (to specify add "H" after DFTS for handles and magnets i.e. DFTSH)



DFT-42-4818S-TOTO-MOB
with Lego® back



DFT-36-3024S-OCBBT-L-MOB
"Binford"
Optional magnets (to specify add "H")

Combination

- Available in HPL or TFL with 3mm PVC edges
- Matching wood back or powder coated steel
- 75MM Casters are standard
- Depths: 18", 24"
- Available widths: 36"
- Available heights: 42", 48"



DFT-36-4224S-OCS-LL-MOB
Optional handles and magnets (to specify add "H" after DFTS for handles and magnets i.e. DFTSH)

STORAGE

Rubix Mobile Storage

This adaptable, transportable storage solution makes it simple for teachers to organize, store, and distribute educational resources. The reinforced bottom and powder-coated metal frame of Rubix makes it a durable, high-capacity, portable storage option. One of the most adaptable storage alternatives on the market today, Rubix is offered in over a hundred distinct HPL, TFL, or veneer combinations, 19 powder coat possibilities, numerous widths and heights - both exposed and concealed fronts. Adjustable shelves, totes, whiteboard panels, Lego® panels, locks, and hidden hinges are additional features.

Psst... The breadth of line mimics mediatechnologies® Definitions line making the two a perfect pair in environments where you need both mobile and static storage solutions.

Rubix Accessories

A World of Finishes...

Yeah, we can finish your Rubix cabinet just how you want it - HPL, TFL, veneers and custom graphic laminates. But did you know that we can go way beyond simply "markerboard" when it comes to functional finishes?

*Except where indicated, all model number are shown at 18"D with melamine finish. High-pressure laminate finish is also available.

PULLS



LOCKS




STEEL POST LEGS



Speak volumes, add a tackboard to your cabinet to really get your point across.



Have doors, sides or backs made with markerboard material. If the top of your cabinet is working-height you can have a markerboard top as well.



Add Lego® boards to the back of any Rubix. (pairs nicely with open tote storage units)



Open

Open storage allows for easy access to books and supplies.

- Top is available in HPL with 3mm PVC
- Case available in TFL, HPL, and veneer
- Powder coated steel frame
- 75mm casters are standard*
- Depths: 18", 24"
- Widths: 36"
- Heights: 29", 36", 42", 54", 72"
54"H & 72"H receive 100mm casters



OS3672-24-MB-T
Open Storage



OS3629-18-MB-T
Open Storage
24"D also available

Cubicle

Open cubicle storage allows for easy access to composition notebooks, and works well as mailboxes for faculty.

- Top is available in HPL with 3mm PVC
- Case available in TFL, HPL, and veneer
- Powder coated steel frame
- 75mm casters are standard*
- Depths: 18", 24"
- Widths: 36", 48"
- Heights: 29", 36", 42", 72"
54"H & 72"H receive 100mm casters



OCB12-3629-18-MB-T
Fixed Cubicle Storage
24"D also available



OCB15-3636-18-MB-T
Fixed Cubicle Storage
24"D also available



OCB18-3642-18-MB-T
Fixed Cubicle Storage
24"D also available



OCB10-3672-24-MB-T
Open Cubicle Storage

STORAGE

Open Tote

Open tote storage allows for easy access to individual student items that cannot be stored at desks, or projects intended to stay in the classroom.

- Top is available in HPL with 3mm PVC
- Case available in TFL, HPL, and veneer
- Powder coated steel frame
- 75mm casters are standard*
- Depths: 18", 24"
- Widths: 36", 48"
- Heights: 29", 36", 42"



TOTOS3629-24-MB-T
Tote-Rail Storage with Open Storage
* Totes and rails sold separately



W4854-18-MB-T
Locker 24"D also available

Locker

Locker storage comes standard with book bag/coat hooks. Cubbies below house student shoes neatly in the classroom.

- Top is available in HPL with 3mm PVC
- Case available in TFL, HPL, and veneer
- Powder coated steel frame
- 100mm casters are standard
- Depths: 18", 24"
- Widths: 48"
- Heights: 54"



DS3636-18-MB-TT
 Drawer Storage
 24"D also available

Drawer

Drawers available in two heights and depths.

- Top is available in HPL with 3mm PVC
- Case available in TFL, HPL, and veneer
- Powder coated steel frame
- 75mm casters are standard
- Depths: 18", 24"
- Widths: 36"
- Heights: 36", 42"

Cupboard

Cupboard storage is available on open storage, cubicle storage and credenza style storage.

- Top is available in HPL with 3mm PVC
 - Case available in TFL, HPL, and veneer
 - Powder coated steel frame
 - 75mm casters are standard*
 - Depths: 18", 24"
 - Widths: 36", 48", 60", 72"
 - Heights: 29", 36", 42", 54", 72"
- 54"H & 72"H receive 100mm casters



CCB3672-24-MB-TT
 Cupboard Cubicle Storage

STORAGE

Cupboard & Tote

Cupboard and tote storage combinations available in one height.

- Top is available in HPL with 3mm PVC
- Case available in TFL, HPL, and veneer
- Powder coated steel frame
- 100mm casters are standard
- Depth: 24"
- Width: 36"
- Height: 72"



CSTOT3672-24-MB-LL
Cupboard Storage
with Tote-Rail Storage

Wardrobe

A great addition to offices, lounges, and classrooms. Wardrobe storage provides a personal mobile storage unit for staff members.

- Case available in TFL, HPL, and veneer
- Powder coated steel frame
- 100mm casters are standard
- Depths: 24"
- Widths: 36"
- Heights: 72"



WS3672-24-MB-TT
Wardrobe Storage

Cupboard & Open

Cupboard and open storage combinations available in two depths, multiple widths and heights.

- Top is available in HPL with 3mm PVC
- Case available in TFL, HPL, and veneer
- Powder coated steel frame
- 75mm casters are standard*
- Depths: 18", 24"
- Widths: 60", 72"
- Heights: 29", 36"

54"H & 72"H receive 100mm casters



CSOS6029-18-MB-TT
Cupboard Storage with Center
Open Storage
24"D also available



CSOS7229-18-MB-TT
Cupboard Storage with Center
Open Storage
24"D also available



OSA6036-18-MB-T
Open Storage
24"D also available



OS6036-18-MB-T
Open Storage
24"D also available

Cupboard & Lateral Drawer

Cupboard and drawers storage combinations available in three heights.

- Top is available in HPL with 3mm PVC
- Case available in TFL, HPL, and veneer
- Powder coated steel frame
- 75mm casters are standard*
- Depths: 18", 24"
- Widths: 36", 60", 72"
- Heights: 29", 36", 72"

54"H & 72"H receive 100mm casters



CSFSL6029-18-MB-TT
Cupboard Storage with 2 Lateral File
24"D also available

STORAGE

E-WALL

eWall™ Special Purpose Cabinets are flexible, space-saving solutions. They combine storage space and whiteboard instruction space providing a net space savings for any instruction environment.

- Available in HPL or TFL with 3mm PVC Edges
- Full Extension Drawers
- Shelves adjustable on 1-1/4" increments
- Concealed hinges
- Lock option available
- Definitions eWall™ cabinets are available in 20" and 24" depths
- Track-mounted cabinets are available in 14", 20" and 24" depths
- For complete dimensions visit our website



BCSD-002
TV shown with Markerboard open
*TV & mount not included



BCS-001
Base Cupboard Storage with Marker Boards



BCSD-001
Base Cupboard and Base Drawer Storage with
Markerboards
Note: -002 model has open interior for TV mount
*TV & mount not included



BCSD-001
Base Cupboard and Base Drawer Storage
with Markerboard
Note: -002 model has open interior for TV mount
*TV & mount not included



eWall™ track-mounted cabinet is a versatile teaching modality in classrooms and training rooms.

STORAGE

Pedestals

- Available in HPL or TFL with 3mm PVC edges
- Drawers and slides are steel
- Mobile or hanging
- Units are keyed alike
- 4 Configuration options: file/file, box/box/file, 1.5" cushion seat/box/file or hanging box/file

● PULLS APPLY TO ALL PEDESTALS



P1 Wire Pull Black And Nickel



P2 Loop Pull Black And Nickel



P4 Standard Drawer pull Black



P5 Bar Pull



Box/Box/File
WMP661220-W-LL



File/File
WMP121220-W-LL



Hanging Box/File
WHPS6612220



Cushion Top
Box/File
WMP361222-W-LL

Support Pedestals

- Available in HPL or TFL with 3mm PVC edges
- Drawers and slides are steel
- Units are keyed alike
- 4 Configuration options: file/file, box/box/file, lateral file, cupboard



Box/Box/File
WSS661220-W-LL



Cupboard
WPCSL-LL-15-22



File/File
WSS121220-W-LL



Lateral File/File
WLF1212-LL-18-36

OSCAR

Oscar is an attractive and very durable enclosure for trash and recycle receptacles.

- Available in HPL with 3mm PVC Edges
- Concealed hinges
- Recessed pull and lock on door
- Locking casters are standard
- Available Depth: 30"
- Available Width: 30-11/16"
- Available Heights: 36", 48" *tray shelf model only



RCP-303036-SS-4C
Depth: 30"
Width: 30"
Height: 36"



Available with or without tray shelf

RCPS-303048-L-4C
Depth: 30"
Width: 30"
Height: 48"

RCP-303036-L-4C
Depth: 30"
Width: 30"
Height: 36"



cafeteria



Suggested Receptacles (not included):

The Oscar Trash Receptacle enclosure is designed to accept:

- RUBBERMAID BRUTE 32 GALLON with DOLLY or equivalent
- RUBBERMAID BRUTE 44 GALLON (no DOLLY) or equivalent

ACCESSORIES

TOTO TOTES

Totes suitable for use with rails or in cubbies: Toto Totes are suitable for use with rails and can be easily moved in and out of units that are provided with a pair of tote rails. Tote rails can accommodate both 3" and 6" tote sizes. Toto Totes are also suitable for use in cubbies.

Totes are made of Co-polymer Polypropylene.

Under-table or in casework bracket: Pair of brackets with rails that allow totes that are suitable for use with rails to be mounted under a worksurface or on inner wall of casework.



TOT06-T21
* Takes up the space of two 3" Totes



TOT03-T29


Power it up! 

Connectivity options available.

Do you require power and connectivity distribution?

We can help you get plugged in. We offer lots of interface options, from AC to USB to media sharing. Our **Connect** brochure is full of standard connectivity and wire management options to keep you connected.

View our Connect Brochure at: mediatechnologies.com/resources/downloads/brochures



Wood Display Book Truck

- Available in Oak or maple veneer with 3mm Wood Edge
- Two shelves are tilted up on each side for display
- Shelves have 6" backstop
- Two swivel casters and two fixed casters
- Shelf Depth: 6-1/2"
- Overall Depth: 18"
- Width: 34-1/2"
- Height: 43"



BD-3018-BTD

Steel Display Book Truck

- Available in HPL or TFL with 3mm PVC edges
- Three formed powder coated steel shelves are tilted up on each side for display
- Shelves have 6" backstop
- Four swivel casters
- Shelf Depth: 6-1/2"
- Overall Depth: 18"
- Width: 34-1/2"
- Height: 43"



SBD-3018-BTD

DISPLAY

Qubie



B3636SQ-L-MOB

- Available in HPL or TFL with 3mm PVC edges
- Two adjustable shelves per side for 37"H, three adjustable shelves per side for 48"H
- Four swivel casters
- Depth: 36"
- Width: 36"
- Height: 37", 48"

Boardwalk

Simple and charming mobile board book browser.

* Unit holds approximately 120-160 books

- Available in HPL or TFL with 3mm PVC edges
- Features four 12-7/8"D x 12-7/8"W x 8"H browser bins
- Storage base model available
- (4) locking casters are standard
- Depth: 28"
- Width: 28"
- Height: 22", 26"*

*Note: Storage base unit is only available at 26"H



K2828BBL-26-MOB

HPL Units are available with contrasting inside and outside finishes as shown.



K2828BBSBL-26-MOB
Storage Base Unit.

Browser

- Available in HPL and TFL, with 3mm PVC edges
- Adjustable metal rod dividers
- Freestanding or Mobile! Concealed casters
- Depth: 18", 24"
- Width: 37"
- Heights available: 30", 36"
- * Overall heights: 32", 38"



K2436ABB-J-MOB



K2436BB-MOB

Binny

- Available in HPL and TFL, with 3mm PVC edges
- Adjustable picture book dividers on bottom
- Freestanding or Mobile! Concealed casters
- Single faced models available
- Depth: 18", 24"
- Width: 37"
- Height: 36"

Cubby

- Available in HPL with 3mm PVC edges
- Fixed browser bins on top
- Storage cubbies on bottom
- Freestanding or Mobile! Concealed casters
- Depth: 30"
- Width: 44"
- Height: 34"



K3034CBBL-44-MOB

DISPLAY



DS2424OC5-60-L-MOB

Highrise

Offset 4-sided display cabinet offers a unique finish capability with contrasting HPLs.

- Available in HPL with 3mm PVC edge
- Offset cubicles on each face
- Four locking swivel casters
- Depth: 24"
- Width: 24"
- Heights and number of cubicles available:
 - 38" contains 3 cubicles per side
 - 48" contains 4 cubicles per side
 - 60" contains 5 cubicles per side

Pinwheel

- Available in HPL with 3mm PVC edge
- Slat wall display faces in a "pinwheel" arrangement
- Slats on 6" centers
- * Fits most slatwall accessories
- Four locking panel-mount casters
- Depth: 23"
- Width: 23"
- Height: 66"
- * Slatwall accessories not included



DS-2366-L-SWPDT



SHO-3624-84-G

Showcase

- Available in oak or maple veneer with 3mm Wood edge
- Display doors are two panes of 1/4" thick tempered glass that slide in aluminum U-Channels.
- Sliding glass door lock is included
- Depths: 24"
- Width: 36"
- Height: 84"

Cake Display

- Available in oak or maple veneer, or Sprayon finishes with 3mm Wood Edge or HPL with 3mm PVC edge
- 5 concealed casters
- Top Diameter shelf is 28"
- Middle and Base Diameter: 48"
- Height: 45.5"



3C-F0048-45-MOB



CDDF-3724-48

Cascade

- Available in oak or maple veneer, or Sprayon finishes with 3mm Wood Edge or HPL with 3mm PVC edge
- Double-faced
- 48"H includes 3 fixed position steel multimedia shelves per side, 60"H includes 4 fixed position steel MM shelves per side
- Steel dividers
- Depth: 24"
- Width: 37"
- Height: 48", 60"



TDDF-3630-L-60-MOB

Naper

- Available in oak or maple veneer, or Sprayon finishes with 3mm Wood Edge or HPL with 3mm PVC edge
- Double faced with 5 adjustable 7.75"D shelves per side
- Casters available
- Depth: 30"
- Width: 36"
- Height: 60"

DISPLAY



Slatwall Display Tile Frameless
SWDP-7248

Slatwall

- Panels are 1" thick HPL 3mm PVC edge or oak/maple veneer with 3mm Wood edge
- Slots are 3" on center and will include black PVC liner
- Mounting screws are provided
- Widths available: 24"-72"
- Heights available: 36" - 60"

* Grain direction will follow slats horizontally

Tackboard

- Core material is light density fiber board
- Wrapped in your choice of durable fabric
*woven fabric only
- Widths available: 30"- 60"
- Heights available: 24" - 48"



Tackable Fabric Wrapped Acoustic Board
STTAB-D" x H"

Markerboard

- HPL, Dry Erase marker board, 3MM PVC edges
- Widths available: 30" - 60"
- Heights available: 24" - 48"



Markerboard (Frameless)
STTMB- D" x H"



Lego® Display Tile
STLW-D" x H"

Lego® Wall

- Available in blue, green and grey
- Attaches to wall using provided Z clips
- Widths available: 48", 60"
- Heights available: 36", 48"

DISPLAY

Wakeboard

A natural addition to the classroom! Personal write on boards that easily store in totes. Can be utilized as a divider panel with a table top mounting bracket.

- Extruded PMMA dry-erase marker board.
- Translucent white finish. Penciled, polished edges.
- Integral cutout handle
- Depth: 12.25"
- Width: 10"
- Thickness: 1/4"



Wakeboard fits perfectly in TOTO Totes



SFB-1012



SFB-1824

Surfboard

Dry erase marker board mounts to most tables using side mounts and it also can be utilized as a divider panel with a table top mounting bracket. Additionally, the Surfboard has a bracket that mounts to our Elements track for presentation and storage purposes. The Surfboard cleans up well and is sure to be a long lasting marker board display!

- Extruded PMMA dry-erase marker board.
- Translucent white finish. Penciled, polished edges.
- Integral cutout handle
- Depth: 24"
- Width: 18"
- Thickness: 1/4"

Surfboard Cart

Surfboard Cart is designed to hold four (4) Surfboard Marker Boards each on the front and rear faces. Each side bracket can hold up to 5 Surfboard Marker Boards each. Total capacity is 18 Surfboard Marker Boards.

- Base shelf and angled face panels are 1" thick HPL with 3mm PVC edges
- Each angled panel has a powder coated steel metal ledge
- Powder coated steel frame with flat metal top panel
- Steel frame is fitted with heavy duty swivel locking casters
- Depth: 25"
- Width: 28"
- Height: 42"



SFBC-2446-55-MOB

Interact

Security, reception, circulation, and ticket counter.

- Worksurface is HPL, 3mm PVC edges
- Available in Oak or Maple veneer with 3MM Wood edge
- Available in HPL or TFL with 3MM PVC edge
- Wire management grommets standard
- Powder coated steel frame
- Non-marring, nylon leveling glides are standard
- Casters available
- Available work surface heights: 30.5"
- Available transaction height: 42"



ID-72-42

CONFIGURATIONS



ID-48-42
30" X 48"

48" Desk Unit

Features a 48" open desk unit with locking hanging pedestal unit. Hanging pedestal is 14.18" W



ID-72-42
30" X 72"

72" Desk Unit



ID-102-42
30" X 102"

102" Desk Unit

Features two (2) 36" open desk units and a six (6) drawer locking storage unit.



ID-E102 shown with custom graphic



Wellness Center self-check in Welcome Zone

DESKS


Nomad

A versatile desk that can be used in a myriad of environments from welcome to help desks, Nomad is available curved, or straight, at sitting and standing heights, and with or without a transaction top.

- HPL worksurface, 3mm PVC edge
- Front panels and end panels available in HPL
- Welded, powder coated steel frame
- Wire management grommets are standard
- Available depth: 24", 30"
- Available widths: Curved, 75", 84"; Straight, 72", 84"
- Available work surface and transaction heights:
29"H worksurface, with 35"H transaction
39"H worksurface, with 45"H transaction



User Side
Sitting Height
ND-75DL-MOB



100mm heavy duty casters.



Patron Side
Sitting Height
ND-75DL-MOB

ACCESSORIES



Pencil drawer



Hanging Pedestal



Nomad Book Return
ND-40BR-MOB
*Does NOT include
descending book truck
MCD-DBT-1824-24



ND-40OS-MOB-29

Guide Kitspiration



Nomad/Indy Products

- (2) Indy Tables IN-C1872-60CRV-29
- (2) Nomad Desks ND-75DL-MOB-WHP
- (2) Arc Task Chairs ARC-G55D43-G3
- (2) Dotti Stools DOTTI-18-G3

Footprint as shown is
11' X 11'



No Transaction Top
ND-75DXL-MOB
Patron Side



Nomad Straight
NDS-72DL-MOB
Patron Side



mediaspace

DESKS



MLDL-3084-30

Milan

Configure to fit your needs, Milan is a modern design with a classic function. Available with three sizes of right and left main units and 36" return units.

- HPL worksurface, 3mm PVC edge
- Transaction top incorporated
- Grommets are standard
- Depths: 30"
- Widths: 84", 96", 120"
- Available work surface height: 30"
- Available transaction height: 42"



Main Unit Rear



MLRR-C3036-L
Return Unit Right



MLRLC3036-L
Return Unit Left

Return units are: 30"x 36", 42", 48"

Power it up!

Connectivity (for 80mm grommets)



Jolt
AJLT-2P1U1C10-_-B



Port
APRT-1P1U1C-_-W



mediaspace

Domino

Configure to fit your needs. Available with three sizes of right and left main units and 36" return units.

- HPL worksurface, 3mm PVC edge
- Transaction top included
- Grommets are standard
- Depths: 30"
- Widths: 84", 96", 120"
- Available work surface height: 29"
- Available transaction height: 42"



DMDR-3096-29



Main Unit Rear



DMRR-C3036L-29
Return Unit Right



DMRL-C3036L-29
Return Unit Left

Return units are: 30"x 36", 42", 48"

Power it up! Connectivity (for 80mm grommets)



Jolt
AJLT-2P1U1C1O_-_B



Port
APRT-1P1U1C_-_W



DMDR-3096-29
DMRR-C3036L-29

DMDL-3096-29
DMRL-C3036L-29



Drift Harbor Desk is versatile and adaptable to many environments, such as media centers, wellness centers, and makerspaces.





Drift Harbor




- Available in HPL or TFL with 3MM PVC edge
- Rare Earth magnets on end panels for ganging desk units
- 60mm dual grommet is standard for wire passage in end panels
- Open Desk units include 80mm grommets in the top for wire passage
- Wheel-barrow style for tilt n' roll 75mm locking casters towards the patron side of the desk and adjustable height levelers on the bottom of the vertical panels towards the user side.
- Tote storage includes thermoplastic rails to organize and store our full range of totes. Note: Tote rails are Falcon T15 thermoplastic
- Optional powder coated steel terminating end panels

● ACCESSORIES



Pencil Drawer
MCD1817



Toto Totes
TOT03 - 3" Totes
TOT06 - 6" Totes

Power it up! Connectivity (for 80mm grommets)



Jolt
AJLT-2P1U1C1O_-_B



Port
APRT-1P1U1C_-_W

Magnetic Logo Options:



12" Dia. (Round)
18" Dia. (Round)



12" x 12" (Square)
18" x 18" (Square)



6"H x 18"W (Rectangle)
12"H x 36"W (Rectangle)
16"H x 48"W (Rectangle)

DESKS

Desk Units



DHRB-3624S-30-D



DHRB-4824S-30-D



DHRB-6024S-30-D



DHRB-7224S-30-D



DHRB-7824V-30-D

Desk Units with Transaction Tops



DHRB-3624S-30-D-TRX



DHRB-4824S-30-D-TRX



DHRB-6024S-30-D-TRX



DHRB-7224S-30-D-TRX



DHRB-7824V-30-D-TRX
(User Side)



DHRB-7824V-30-D-TRX
(Patron Side)

Desk Units (ADA)



DHRB-3624S-30-ADA



DHRB-3624S-30-ADA
(Patron Side)



DHRB-4824S-30-ADA



DHRB-4824S-30-ADA
(Patron Side)

Book Return



DHRB-3624S-30-BR



DHRB-3624S-30-BR
(Patron Side)

(Shown with 18"D Descending Platform
Booktruck
MCD-DBTL-1824-24)

Cupboard Storage



DHRB-2424S-30-CS-P2N



DHRB-3624S-30-CS-P2N

Open Storage



DHRB-2424S-30-OS



DHRB-2424S-30-OS
(Patron side)



DHRB-3624S-30-OS



DHRB-2424RC-30-OS

Tote Storage



DHRB-2424S-30-TOT-T01
*with translucent totes



DHRB-3624S-30-TOT-T01
*with translucent totes

Non-Handed Steel End Panel



DHRB-24-30-TEP

DRIFT HARBOR CORNER KIT

Drift Harbor Corner V1 (DHRB-CRNR-V1)

- (1) DHRB-4824S-30-D
- (1) DHRB-2424S-30-OS
- (1) DHRB-3624S-30-BR
- (1) MCD-DBTL-1824-24
- (1) DHRB-2424RC-30-OS
- (1) DHRB-3624S-30-ADA
- (2) DHRB-24-30-TEP



DHRB-CRNR-V1
(Patron Side)



DHRB-CRNR-V1
(User Side)

Drift Harbor Corner V2 (DHRB-CRNR-V2)

- (2) DHRB-4824S-30-D-TRX
- (1) DHRB-3624S-30-OS
- (1) DHRB-3624S-30-BR
- (1) MCD-DBTL-1824-24
- (2) DHRB-2424RC-30-OS
- (1) DHRB-4824S-30-ADA
- (2) DHRB-24-30-TEP



DHRB-CRNR-V2
(Patron Side)



DHRB-CRNR-V2
(User Side)

Drift Harbor Corner V3 (DHRB-CRNR-V3)

- (1) DHRB-3624S-30-CS-P2N
- (1) DHRB-4824S-30-D
- (2) DHRB-2424RC-30-OS
- (1) DHRB-7224S-30-D-TRX
- (1) DHRB-3624S-30-BR
- (1) MCD-DBTL-1824-24
- (1) DHRB-2424S-30-TOT-T01
- (2) DHRB-24-30-TEP



DHRB-CRNR-V3
(Patron Side)



DHRB-CRNR-V3
(User Side)

DRIFT HARBOR COVE KIT

Drift Harbor Cove V1 (DHRB-COVE-V1)

- (2) DHRB-7824V-30-D-TRX
- (1) DHRB-2424S-30-TOT-T01
- (1) DHRB-2424S-30-OS
- (2) DHRB-24-30-TEP
- (1) DHRB-3624S-30-BR
- (1) MCD-DBTL-1824-24



DHRB-COVE-V1
(Patron Side)



DHRB-COVE-V1
(User Side)

Drift Harbor Cove V2 (DHRB-COVE-V2)

- (2) DHRB-7824V-30-D-TRX
- (1) DHRB-2424S-30-TOT-T01
- (1) DHRB-2424S-30-CS-P2N
- (2) DHRB-24-30-TEP
- (1) DHRB-3624S-30-TOT-T01



DHRB-COVE-V2
(Patron Side)



DHRB-COVE-V2
(User Side)

Drift Harbor Cove V3 (DHRB-COVE-V3)

- (2) DHRB-7824V-30-D-TRX
- (2) DHRB-2424S-30-CS-P2N
- (1) DHRB-3624S-30-ADA
- (2) DHRB-24-30-TEP



DHRB-COVE-V3
(Patron Side)



DHRB-COVE-V3
(User Side)

welcome & reception

DESKS

DRIFT HARBOR CURVE KIT

Drift Harbor Curve V1 (DHRB-CRV-V1)

- (2) DHRB-7824V-30-D-TRX
- (1) DHRB-7824V-30-D
- (2) DHRB-24-30-TEP
- (2) WHPS61218-W-LL-P2N



DHRB-CRV-V1
(Patron Side)



DHRB-CRV-V1
(User Side)

Drift Harbor Curve V2 (DHRB-CRV-V2)

- (1) DHRB-7824V-30-D-TRX
- (1) DHRB-7824V-30-D-30
- (2) DHRB-24-30-TEP
- (1) WHPS61218-W-LL-P2N
- (1) DHRB-2424S-CS-30-P2N



DHRB-CRV-V2
(Patron Side)



DHRB-CRV-V2
(User Side)

Drift Harbor Curve V3 (DHRB-CRV-V3)

- (1) DHRB-7824V-30-D-TRX
- (1) DHRB-7824V-30-D
- (2) DHRB-24-30-TEP
- (1) WHPS61218-W-LL-P2N
- (1) DHRB-3624S-30-BR
- (1) MCD-DBTL-1824-24



DHRB-CRV-V3
(Patron Side)



DHRB-CRV-V3
(User Side)



mediaspace

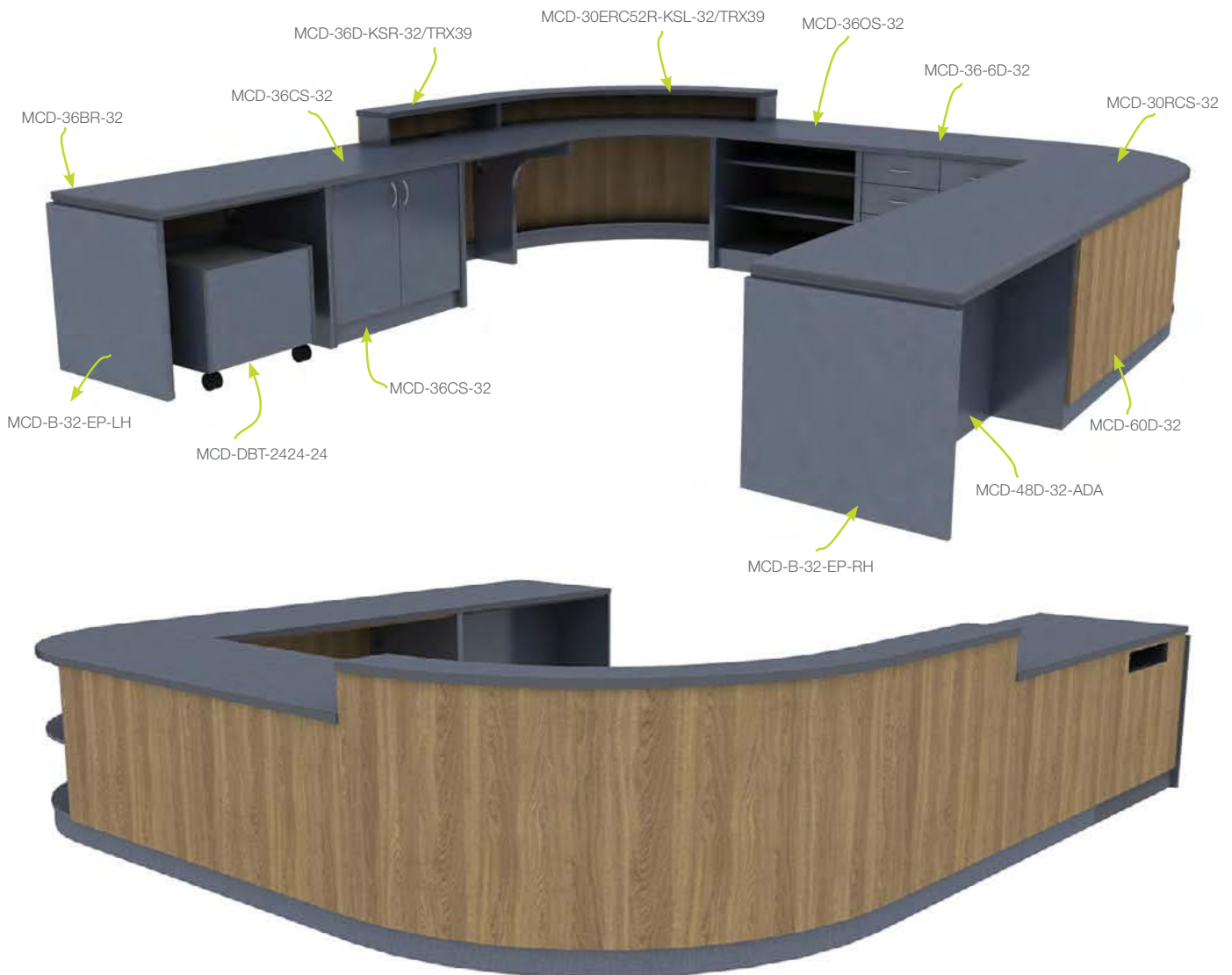


21

Modular Circulation Desks

Choose from over 20 modular desk components to create a custom circulation solution that meets your unique footprint and performs to meet your specific needs.

Units ship fully-assembled for ease in installation. Desks can be specified with coordinating accents to our “designer series” bookcase end panels. Contrasting and non-contrasting HPL, oak and maple veneer and Sprayon finish options. Please visit our website at <https://www.mediatechnologies.com/resources/finishes> for a complete list of all standard finish options. Desks can also be configured to include an ADA Compliant desk module.



Circulation desk configured with Bookmark Modular Circulation Desk components. Individual tops. High-pressure laminate finishes with PVC Edgebanding.

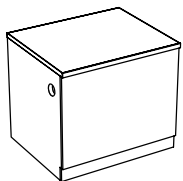


mediaspace

STANDARD DESIGN FACADES FOR MODULAR CIRCULATION DESKS

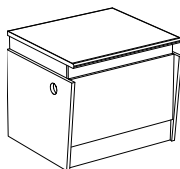
- To specify a design line you must include a letter indicator: no letter indicator will specify our standard Bookmark design.

Bookmark




No detail.
Model Number
example for Bookmark
desk unit is
MCD-36D-29

Keystone



A modern design using
laminated inlay details and
tapered end panels.
Model Number example for
Keystone desk unit is
MCD-**KS**-36D-29

Malibu



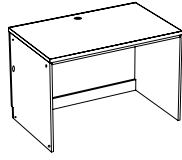
A modern style design using
curved end panels with laminated
inlay details at top and bottom
applied to the patron side of
most modular units.
Model Number example for
Malibu desk unit is
MCD-**MB**-36D-29

DESKS

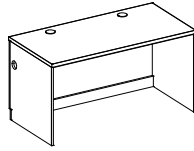
Desk Shell Modules



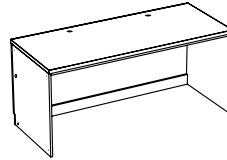
MCD-36D



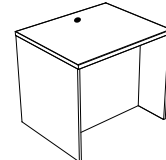
MCD-48D



MCD-60D




MCD-72D




MCD-36D-32-ADA

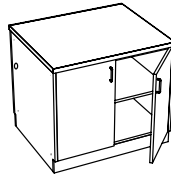
Based Closed Modules



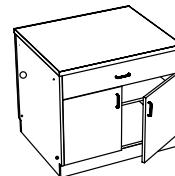
MCD-36C2DL (Hinged Left)
MCD-36C2DR (Hinged Right)



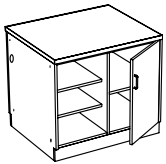
MCD-36C3DL (Hinged Left)
MCD-36C3DR (Hinged Right)




MCD-36CS




MCD-36CD



MCD-36COSL (Hinged Left)
MCD-36COSR (Hinged Right)



MCD-36-4D

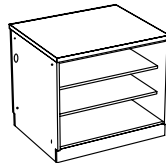


MCD-36-6D


Based Cabinet Open Modules



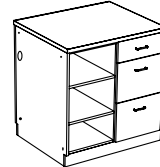
MCD-36OSD



MCD-36OS




MCD-36OS2DL (Drawers Left)
MCD-36OS2DR (Drawers Right)

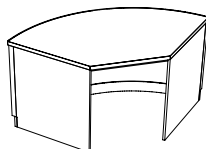


MCD-36OS3DL (Drawers Left)
MCD-36OS3DR (Drawers Right)

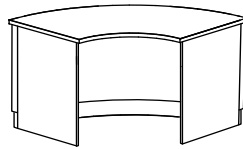
Corner Modules



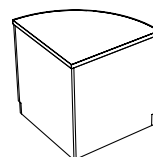
MCD-30EFC



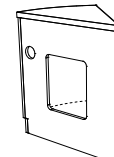
MCD-30ERC



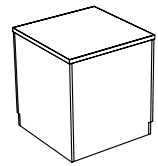
MCD-30ERC-54R



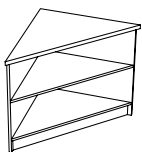
MCD-30RC



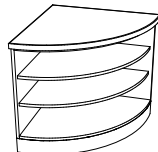
MCD-30RC45



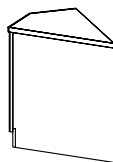
MCD-30SC



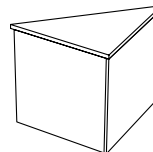
MCD-30TCS



MCD-30RCS

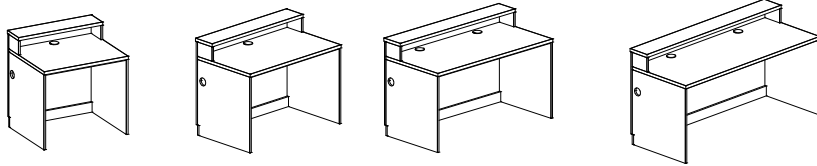


MCD-30FC45

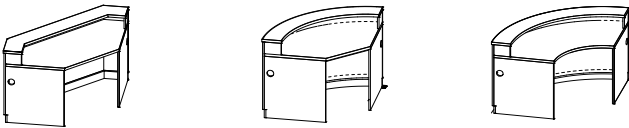


MCD-30TC

Transaction Tops - are Specified as Integral

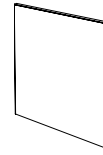


MCD-36D-32-TRX-39 MCD-48D-32-TRX-39 MCD-60D-32-TRX-39 MCD-72D-32-TRX-39



MCD-30EFC-32-TRX-39 MCD-30ERC-32-TRX-39 MCD-30ERC-54R-32-TRX-39

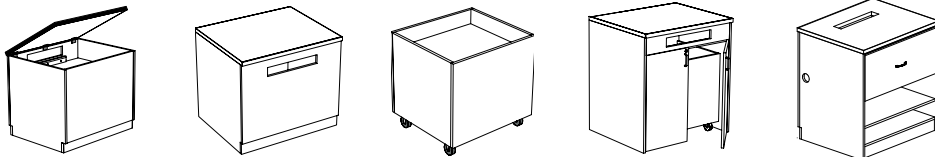
Terminating End Panel



- Terminating end panels are required for each exposed end of a complete desk assembly.

MCD-B-29EP
MCD-B-32EP
MCD-39EP

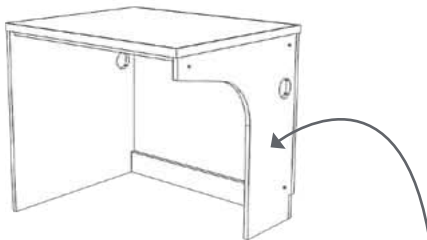
Book Return Modules



MCD-36SBR MCD-36BR MCD-DBT-1824-21
MCD-DBT-1824-24* MCD-36CBR/
DBT-2424-24 MCD-36SBR-TOP


MCD-DBT-1824-24* is for use with Normad Book return ND-40BR-MOB

Kneespace Panels



Kneespace panels are used for ease of transition between modules.

Kneespace Shell with Drawer Module



MCD-36KS

Available in 32" and 39" Heights

- Continuous tops may be specified
- Doors and drawers may be keyed alike or different
- Optional custom widths to meet specific project needs
- Kneespace panels
- Steel pencil drawers are available in black

TECH CARTS & LECTERNS



Conciérge

- High pressure laminate work surface, 3mm PVC edge
- Panels available in TFL, HPL with 3mm PVC edge
- Decorative vented powder coated steel locking back
- Powder coated square steel tube frame
- Wire management grommet is standard
- Casters are standard
- Depth: 24"
- Width: 32"
- Height: 42"

● CASTERS



Expandable pull-out work areas.



PCRD-C3242-L-MB

Decorative vented steel, locking back.

Samson

- High pressure laminate work surface, 3mm PVC edge
- Panels available in TFL, HPL with 3mm PVC edge
- Decorative vented powder coated steel locking back
- Powder coated square steel tube frame
- Wire management grommet is standard
- Casters are standard
- Base Depth: 25"
- Base Width: 32"
- Base Height: 33"
- Upper Surface Depth: 28"
- Upper Surface Width: 45"
- Upper Surface Height: 37"-43"

● CASTERS



Adjustable height upper surface!



Rear View



PCDD-C3242-MB

TECH CARTS & LECTERNS

Stowaway



Rear View

- High pressure laminate work surface, 3mm PVC edge
- Panels available in TFL, HPL with 3mm PVC edge
- Cabinet, Box/File, or Open Storage
- Vented powder coated steel front panel
- Powder coated square steel tube frame
- Available with or without pull out surface
- Wire management grommet is standard
- Casters are standard
- Depth: 28"
- Width: 18"
- Height: 42"

● PULLS



Box/File Drawers, Storage Cabinet or Open Storage

Choose right or left hand pull out to expand work area or omit the pullout all together!



ST-C-1828-42



ST-OR-1828-42



ST-DR-1828-42

Richard

- High pressure laminate work surface, 3mm PVC edge
- Case available in TFL, HPL with 3mm PVC edge
- Open storage with vented steel front panel
- Steel retainer edge on upper worksurface
- Casters are standard
- Depth: 23"
- Width: 30"
- Height: 42"



RC-2330L-42-4C



TECH CARTS & LECTERNS

Electro



EP-2620T

- High pressure laminate work surface, 3mm PVC edge
- Panels available in TFL or HPL with 3mm PVC edge
- Open storage with locking cabinet
- Wire management grommet and pencil stop
- Concealed casters are standard
- Depth: 20"
- Width: 26.5"
- Height: 48"

● CASTERS



Twin Wheel

● PULLS



P1



P2



P5



Customize with your organization's logo!

Hannibal

- HPL worksurface, 3mm PVC edge or oak or maple veneer with 3mm wood edge
- HPL with 3mm PVC or veneer cabinet with wood edges
- Cabinet doors with metal accent
- Vertical chase and grommet for wire management
- 6P (six AC outlet) Power strip included
- Pencil and paper stop
- Powder coated steel base
- Locking casters are standard
- Depth: 24"
- Width: 28"
- Height: 42"

● CASTERS



● OPTIONS

- 18" Podium Gooseneck Microphone and Shock mount
- 18" Gooseneck Podium Light



HP-E2824O-42-4C
shown with optional microphone



TECH CARTS & LECTERNS



DRM-C2468-42-MOB

Dreamer Work Cart

Adjustable work surface, peg boards for tools, a marker board display for planning and brainstorming, with the option to add power, Toto Totes, and Surfboards this cart has exactly what you need.

- HPL adjustable height worksurface, 3mm PVC edge
- Powder coated steel base
- Locking casters are standard
- Depth: 25"
- Width: 28"
- Height: 42"

Dreamer Collaboration Kitspiration



Products

- (1) Dreamer DRM-C2468-42-MOB
- (1) Full Time Round FTD-20-5C
- (5) Engage Chairs ENAW-3035-4D
- (3) Forum Work Tables FRM-C0018E-26

Footprint as shown is
11' x 9.5'

Dreamer Privacy Wall

The Dreamer Privacy Wall is a versatile and mobile solution designed to define space and provide visual separation. The double-sided panel, specifiable as one side in felt and the other in HPL, provides both acoustic dampening and a clean aesthetic.

- HPL adjustable height worksurface, 3mm PVC edge
- Powder coated steel base
- Locking casters are standard
- Depth: 24"
- Width: 36", 42", 48"
- Height: 68"



DRMP-C2468-48-LF-MOB
Side 1 - Felt, Side 2 - HPL



PRIVACY



Classroom Media Carrels

Carrels are perfect for independent work, peer tutoring, test taking and make up work. For use in media spaces, commons, and flexible classrooms to allow student the choice of a quieter area for study.

- Work surface is HPL with 3mm PVC edge
- Vertical Panels are HPL or TFL with 3mm PVC edge
- Posts are powder coated steel
- Posts and panels are fitted with adjustable plastic glides
- Grommet included in each work surface
- Two work surface widths of 35" and 47" available
- Starter/Adder to assemble and arrange in larger groupings
- Standard work surface height: 29"
- Overall carrel height: 48"

TPP31-2436SSC
Single-Face Starter

PANEL END



T31-2436SSC
Single-Face Starter



T31-2436SSCA
Single-Face Adder



T31-2436DSC
Dual-Face Starter



T31-2436DSCA
Dual-Face Adder

POST & PANEL END



TPP31-2436SSC
Single-Face Starter



TPP31-2436SSCA
Single-Face Adder



TPP31-2436DSC
Dual-Face Starter



TPP31-2436DSCA
Dual-Face Adder



Bookmark Media Carrels

Carrels are perfect for independent work, taking a break, recharging and regathering your thoughts. For use in media spaces, commons, and flexible classrooms to allow students the choice of a quieter area for study.

- Work surface is HPL with 3mm PVC edge
- Panels available in oak or maple veneer with 3mm wood edge
- Design line end panels available
- Grommets are included in each work surface
- Connectivity options available
- Post & Panel version are fitted with adjustable glides
- Starter/Adder construction allows for larger groupings
- Work surface height: 29"
- Overall carrel height: 48"



BPP2836SSC



PANEL END



BPE2836SSC
Single-Face Starter



BPE2836SSCA
Single-Face Adder



BPE2836DSC
Dual-Face Starter



BPE2836DSCA
Dual-Face Adder



BPE2836QC
Quad Carrel



RSC0060-BM-PE
Radius Carrel Work surface

POST & PANEL END



BPP2848SSC
Single-Face Starter



BPP2848SSCA
Single-Face Adder



BPP2848DSC
Dual-Face Starter



BPP2848DSCA
Dual-Face Adder



BPP2836QC
Quad Carrel



RSC0060-BM-PP
Radius Carrel Work surface

PRIVACY

Cabana

Cabana Panel End Study Carrels are your cubicle-shaped oasis of privacy for focused tasks. Pair with your favorite seating for the perfect blend of comfort and privacy. Each pod includes a side shelf for storage while you get-down-to-business on the spacious work surface.

- Available in HPL with a 3mm PVC edge
- Starter/Adder configurations
- Work surface grommet and wire management channel are standard
- Panels receive adjustable leveling glides
- Work Surface Height: 29"
- Overall Height: 48"



CAB-3844LR

Power it up!

Connectivity options available.



Cabana with Engage Chair



Cabana Starter/Adder units with Full Time Halfbacks
Left and Right units available.



Cabana ZigZag unit CAB-Z4-C3844L with Engage Chairs
Sold in 2, 3, 4, and 5 groupings.

Cabana Kitspiration

Cabana Face-to-Face



Products

- (1) CAB-C3884L
- (2) WNK-3030
- (1) O17-C3030-29

Cabana Face-to-Face (Double faced)



Products

- (1) CAB-C3884DFL
- (1) CAB-C3884DFLA
- (8) WNK-3030
- (4) O17-C3030-29

Cabana Side-by-Side



Products

- (1) CAB-C3884L
- (1) Full Time Rectangle Ottoman
- (4) O17-C3030-29



Nest


Add our Nests to common areas, media centers, lounge areas, classrooms, cafeterias, and hallways. Upholstered privacy space provides a barrier and with the open sides still allows students to remain part of the environment. The Nest can be used as stand-alone unit or in a bookcase run.

- Available with open or closed back construction
- Vertical panels available in HPL and TFL
- Optional fully upholstered bottom, storage bottom unit or bookshelf ends
- Seat Height: 18"
- Depths: 20", 24"
- Widths: 48", 60"
- Overall Heights: 54", 72", 84"

Robins Nest
NSTR-1848T-60

Fully upholstered interior
Storage bottom
Depth: 18"
Width: 48"
Height: 60", 72"

Storage bottom shown with
QBLOX-17-6



OWL
NSTOWR-2448L-48
Round



OWL
NSTOWS-2448L-OS-60
Square with storage bottom
*Shown with 6" QBLOX



Oriole Nest
NSTOO-OS-2460L-54

Storage bottom



TABLES QUICK GUIDE

- Occasional **79**
- Multipurpose **85**
- Gathering **87**
- Presentation **99**
- Tech & Maker **102**
- ESports **110**
- Your Vision. Your Table **112**
- Lego Topper **117**
- Classroom **112**
- Desks **122**

EDGE TYPES



All edge types are 3mm PVC unless noted otherwise.



Your Vision, Your Table. Built Your Way.

Choose from **5** distinct table base styles and pair them with any of our **30** versatile tabletop shapes.

Table Bases include:

- Bola
- Cesar
- Orbit
- Rockford (adjustable height)
- Valour

A range of table-top finish options are available, including chemical-resistant HPL, butcher block, and phenolic. Please inquire with your sales representative for more details and to explore all available choices.

TABLES

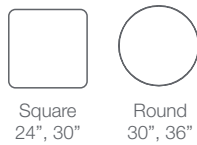


Orbit

A familiar design, and low-profile base allows this table to pair with any product family without having to negotiate table legs.

- HPL worksurface, 3mm PVC edge
- Available with square or radiused corners
- Powder coated steel disc-base
- Non-marring, mini glides
- Available height: 16"

STANDARD TOP SHAPES



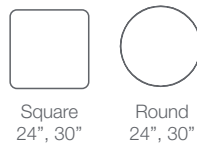
O17-C0030-16

Cesar

Our very own design. Take Cesar throughout your project, providing continuity to your environment regardless of table function.

- HPL worksurface, 3mm PVC edge
- Available with square or radiused corners
- Powder coated steel column with aluminum feet
- Non-marring, polyurethane glides
- Available heights: 18", 22"

STANDARD TOP SHAPES



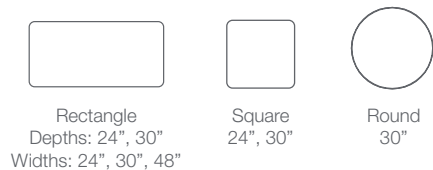
CX26-C0030-22

Metro

A member of the Metro line of tables and Design Line. Hand-routed-tapered legs offer a unique design element to unify your space.

- HPL worksurface, 5/8 wood edge
- Wood legs available in oak or maple, and Sprayon finishes
- Non-marring, polyurethane glides
- Available heights: 18", 22"

STANDARD TOPSHAPES



M2424T-22

TABLES



Forum Work Table

The Forum product line is timeless and defined by its inconspicuous frame profile. Its substantial yet understated base and sufficient work surface, make it easy to add to any environment for impromptu collaboration. Design by Timothy deFiebre

- HPL oval shaped worksurface, 3mm PVC edge
- Powder coated steel base
- Non-marring, polyurethane glides
- Available heights: 26"

STANDARD SHAPE


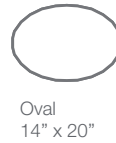


Forum Side Gig Table

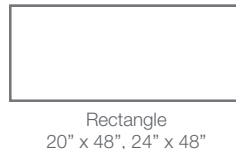
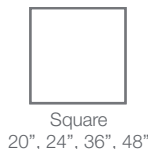
Forum Side Gig is available in two shapes, offering admirable size to a private workspace. Collaborative, flexible and easy to move, these tables are at home in hotels, offices, airports, lounges and alternative offices and classrooms. Design by Timothy deFiebre

- HPL worksurface, 3mm PVC edge
- Powder coated steel disc-base
- Non-marring, rubber glides
- Available heights: 26"

STANDARD SHAPES



STANDARD SHAPES



Forum Coffee Table

Today one can work just about anywhere, a workspace need be collaborative, flexible and dynamic. Turn lounge spaces into team spaces with Forum! Design by Timothy deFiebre

- HPL worksurface, 3mm PVC edge
- Powder coated steel base
- Non-marring, plastic glides available
- Widths: 20.375", 24.375", 36.375", 48.375"
- Available heights: 16.75"

Full Time Ottable

Make it Full Time all-the-time, with the Full Time Ottable. Designed to coordinate with Full Time lounge seating, the ottable pairs easily as a seat or table.

- HPL worksurface, 3MM PVC edge
- Choose from multiple leg styles
- Available heights: Junior-16"glides, 18"




FTDT-36-5S

Leg Options

Add the following suffix to the model number...

- 4C for four casters
- 5C for five casters (pentagon, round, crescent)
- 4W for 4 wood legs
- 5W for five wood legs (pentagon, round, crescent)
- G For Junior sizes

STANDARD SHAPES



Round
20", 30",
36", 51"



Rectangle
18" x 36", 18" x 48"
24" x 36", 24" x 48"
36" x 48"




Square
36"



Caster



Wood leg



Steel Post leg



Duo leg



Jr. Glides
16" H



TABLES




DUO-00300T-14

Duo Coffee Table

A casual table, built to last and aesthetically pair with other members of the Duo Family in community-centered environments.

- HPL worksurface, 3MM PVC edge
- Open storage available in oak or maple, Sprayon or HPL
- Powder coated steel legs
- Non-marring, nylon adjustable glides
- Available heights: 14", 21"

STANDARD SHAPES



Round
30", 36"



Rectangle
24" X 42"



Square
30", 36"

Duo Connector Table

The connection in the Duo Family, working to bring things together. Available in a multiple shapes, with an open or closed base style.

- HPL worksurface, 3MM PVC edge
- Open storage available in oak or maple, Sprayon or HPL
- Open or closed units available
- Powder coated steel feet
- Non-marring, nylon leveling glides
- Available heights: 14", 21"



DUC-2424-C-14
Closed Unit



DUC-2424-O-14
Open Unit

Power it up!

Connectivity options available.

* On closed units only.

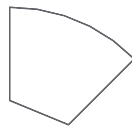
STANDARD SHAPES



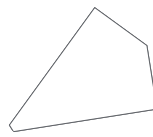
Rectangle
Widths: 18", 20", 24", 36", 52"
Depths: 24"



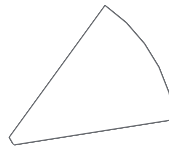
Square
24"



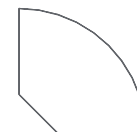
CR45 Flat Side Wedge
36"W, 24" Returns



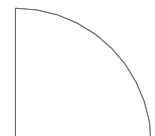
Wedge
20"W, 24"
Returns



CR45 Wedge
20"W, 24" Returns



CR90 Flat Side Wedge
35"W, 24" Returns
52"W, 24" Returns



CR90 Wedge
35"W, 24" Returns
52"W, 24" Returns



Gather Kitspiration



Duo Connector Kit Products

- (4) Full Time Ottoman FTD-20-5C
- (4) Push Pop Stools PP-25-FR
- (2) Duo Café DUO2-48L-CC
- (1) Orbit Rectangle Table O22-C3048-29
- (1) Orbit Square Table O27-C4242R-29
- (1) Duo Connector Rectangle Bench DUC-2452-USCL-18
- (1) Duo Connector Wedge Bench DUC-2452-USCR90L-18
- (1) Duo Connector Wedge Table DUC-2435-CR90L
- (1) Duo Connector Square Table DUC-2424-CL-14

Footprint as shown is
9'-8" X 15'

TABLES



Square
MBS-MB4242-29

Malibu

Elevate your space with Malibu's robust **steel frame** and floating worksurface. Designed for comfort and and elegance that fits into any environment.

- HPL worksurface, 3MM PVC edge or add detail with a beveled hardwood edge
- Powder coated steel frame
- Non-marring, nylon adjustable glides
- Casters optional
- Available height: 29"

● CASTERS



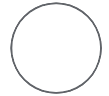
STANDARD TOP SHAPES



Rectangle
Depths: 24", 30", 36"
Widths: 36", 42", 48", 60", 72"



Square
42", 48"



Round
42", 48"

Peadique

Peadique Cafe tables are a popular choice for creating small, casual breakouts in commons areas. Students can gather and collaborate in a more laid back atmosphere.

- HPL worksurface, 3mm PVC edge
- Powder coated steel frame
- Non-marring, nylon glides
- Heights available: 29", 36", 42"

STANDARD TOP SHAPES



Round
22", 32", 37"



PDQ-C0032-42

Grootable

Grootable (grü'-te-bel) mounted base tables are ideal for cafeteria, café, seminar and lecture hall spaces. Employ as a table or as counter space. Molded plastic cover with black finish hides mounting hardware in floor and allows for easy cleaning.

- HPL worksurface, 3mm PVC edge
- Modesty Panel available
- End panels available
- Powder coated steel fixed base
- Available heights: 29", 36", 42"

* Floor mounting hardware not included.

● Modesty Panel



GRT-C2436-29

STANDARD TOP SHAPES



M_-MDL-FT



Rectangle
Depths: 24", 30"
Widths: 36", 48", 60", 72"



Connectivity wiring can be pulled through column tube or externally through the use of an optional raceway.

Power it up!

Connectivity options available



Ensemble
AEMB-2P1UC-72-B



TABLES

elements counter

Supports provide strength and flexibility. Track mounted counter allows you to craft a space that matches your individual style. Remove, or reconfigure with out damaging the wall.

- HPL with 3mm PVC edges
- Full length vertical support
- 20" and 24" Depths
- 24" to 144" W in 6" increments
- Height available: to fit your needs



Column Wraps

FINALLY a way to re-purpose those existing columns! Available to fit round and square columns in three heights. **Please contact your mediatechnologies sales representative for a column wrap consultation.**

- HPL with 3mm PVC edges
- Square or round center
- Powder coated steel supports
- Non-marring, nylon adjustable glides
- Available heights: 29", 36", 42"



Nouvelle

Nouvelle table brings adaptable style and seamless functionality to any meeting space.

- Available in HPL with 3mm PVC edges, or oak or maple veneer with 3mm wood edges
- Cable chase concealed in leg panels
- Optional power and connectivity panels available
- Available in rectangle, boat and racetrack shapes
- Panels include a 3/8" x 16" x 3/4"L shank adjustable levelers
- Widths: 36", 48", 60"
- Lengths: 72", 96", 120", 144"
- Height: 29"



Quorum

The Quorum Table is a versatile solution designed to enhance any meeting space. With optional power and connectivity, Quorum supports seamless collaboration and a variety of finishes to complement your design.

- Available in HPL with 3mm PVC edges, or oak or maple veneer with 3mm wood edges
- Cable chase concealed in leg panels
- Optional power and connectivity panels available
- Available in rectangle, boat and racetrack shapes
- Panels include adjustable leveling glides
- Widths: 36", 48", 60"
- Lengths: 72", 96", 120", 144"
- Height: 29"

TABLES



Downtown

Parsons-style design is the perfect combination of simplicity, elegance and solid structure.

- HPL work surface
- Side panels are HPL with “self-edge” or oak or maple veneer with 8mm wood edges
- Adjustable leveling glides
- Panel-mounted vertical wire management
- Available depths: 24”*, 36”, 42”, 48”
* 24” depth is single faced
- Available widths: 60”, 72”, 84”, 96”
- Available heights: 29”, 36”, 42”



DT-A4296L-42

HPL models receive corner guards on panel edge corners.

Power it up!

Connectivity options available.

Charge Up Dual
AMX-4P8USB-72-SAWT



Gathering Kitspiration



Downtown/Shirley Products

- (2) SBS-2448-H Shirley Booths
- (1) SBS-2424-H Shirley Booth Corners
- (1) DT-A2460L-29-SF Downtown Table
- (2) SML-R35010 Smile Chairs
- (1) O32-C0048QR-29 Orbit Quarter Round Table

Footprint as shown is
10.83'D x 6'W
64.98 Sq. Ft.



Downtown/Halfback Products

- (1) FTRB2-2436-4D Full Time Halfback
- (1) DT-A3672-36 Downtown Table
- (4) ARC-S55F43BH Arc Stools

Footprint as shown is
8'D x 6.92'W
55.36 Sq. Ft.

TABLES



Rectangle
SST-C2460-29

SST

Solid, strong and ready for any task. An alternative to the traditional, wood science table, SST's steel frame offers less vulnerability to chemical spills.

- Worksurface is HPL, with 3MM PVC edges
- Steel frame, adjustable height available
- Non-marring, adjustable glides are standard
- Casters optional
- Available height: 29"


STANDARD TOP SHAPES



Rectangle
Depths: 24", 30", 36"
Widths: 36", 42", 48", 60",
72", 84", 96"



Square
42"
48"
60"



Round
42"
48"
60"

● CASTERS



Black

● ACCESSORIES



Steel modesty panel option

Zip

Industrial tones, with a contemporary twist. Zip Legs are heavy duty, with built-in wire management for any gathering need.

- HPL worksurface, 3mm PVC edge
- Powder coated heavy-gauge steel
- Built in wire management
- Adjustable glides
- Available heights: 29", 36", 42"

● ACCESSORIES



Backpack hook
BPH



Cable Grip

Power it up!

Connectivity options available.

Jolt AJLT-4P-72-W



Phlex
ZP6-C4296-HXR-42


STANDARD TOP SHAPES



Rectangle
Depths: 36", 42", 48"
Widths: 48", 60", 72", 84" 96"



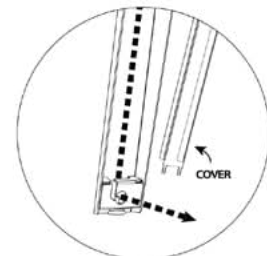
Square
36", 42",
48", 60"



Round
42", 48", 60"



Phlex
42" X 96"



Kirby

Classic, parson-style community table, the Kirby is lightweight cousin to the Downtown table which allows for mobility and greater flexibility in commons, media centers, thirdspaces, lounges, corridors and administrative suites.

- HPL work surface, 3mm PVC edge
- Vertical panels available in HPL or TFL
- Adjustable leveling glides
- Casters are optional
- Available depths: 24", 30", 36", 42", 48"
- * 24" depth is single faced
- Available widths: 60", 72", 84", 96"
- Available heights: 29", 36", 42"



KRB-C3672T-42



KRB-C3672T-42-4C

● CASTERS (OPTIONAL)



Locking Caster
Panel brackets
available in black
or silver

● ACCESSORIES



Backpack hook
BPH



Cable Grip

Power it up!

Connectivity options available.
Aztech AZ-2P2U10-120-BA



TABLES



IN-C1872-60CRV-42

Indy

The perfect backrest to Full Time ottoman or Wink soft seating. Indy fosters student and administrative collaboration. Serving as the perfect breakout solution in classrooms, media centers, corridors, administrative suites and anyspace that needs to capitalize on density within a smaller footprint.

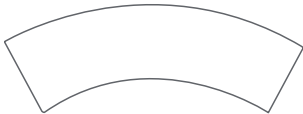
- HPL worksurface and base, 3mm PVC edge
- Available in 60° Curve, straight, and multi-faceted
- Adjustable leveling glides are standard
- Available heights: 29", 36", 42"

ACCESSORIES



Backpack hook
BPH

STANDARD TOP SHAPES



Curve
Widths: 72", 96"
Returns: 18", 24"



Rectangle
Widths: 48", 60", 72"
Depths: 18", 24"



MFD
Widths: 72", 96"
Returns: 18", 24"

Drift

Drift Tables available in convex and concave options to work seamlessly with the aesthetic of our Drift Shelving.

- HPL worksurface, base available in HPL or TFL, 3mm PVC edge
- Perforated, powdercoated steel front
- Available in 60° Curve, straight
- Available heights: 30", 36", 42"

STANDARD TOP SHAPES



Curve
Widths: 72", 96"
Return: 24"



DFTTS-2472V-L-36



TABLES



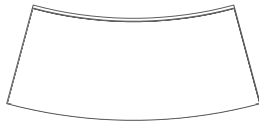
NDBTS-C3060-MOB

Nomad Table

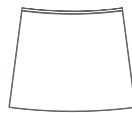
Gone are the days of static meeting spaces. The latest addition to the Nomad product line offers the same flexibility in otherwise fixed, collaborative environments without sacrificing power or aesthetic.

- HPL work surface, 3mm PVC edges
- Vertical panels available in HPL or TFL
- Powder coated steel frame
- Casters
- Available heights: 29"

STANDARD TOP SHAPES



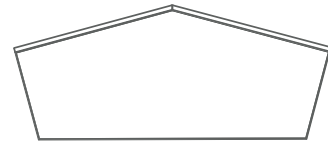
Curve
30" X 74"



Curve
30" X 37"



Rectangle
30" X 60", 72"




Chevron
30" returns X 72"



ModTrak 4 Power it up!

Connectivity options available.



Shown mounted beneath table top

Standard Features:

- Mount below worksurface, in troughs, or in the panels of your cubicle jungle
- 4 wires, 1 or 2 circuits, 20 amps each (Circuit 1 and 2 only depending on power entry)
- 13 - Duplex receptacles per circuit
- 26 - 15 Amp duplex receptacles per power infeed maximum
- Easy to install and reconfigure
- Requires less space
- UL recognized as an office furnishing accessory
- UL Listed as Manufactured Wiring System
- More economical than 8-Wire System

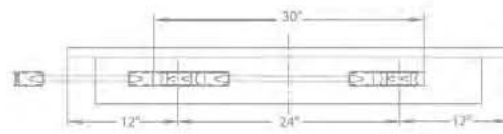
36" Table Kit

Model Number: MT-4T-36



48" Table Kit

Model Number: MT-4T-48



ModuLink



MDS-3P1UC

Standard Features:

- Create a system of power for workstations, training and flexible workspaces. Easily connect up to six power units together with our sleek, slim and unobtrusive modular, code compliant ModuLink.
- Receptacle configuration options:
3 Power / 1USB / 1USB-C
- Models include three 15A receptacles, one USB Type-A port and one USB Type-C port for 15W of shared power
- Easy installation for quick changes and moves
- Power and charging combinations that get the job done
- Models include three 15A receptacles, one USB Type-A port and one USB Type-C port for 15W of shared power
- Jumper Cable accessory to add length to any system



MDT-3P1UC
Termination Unit



MDE-3P1UC
Middle Unit

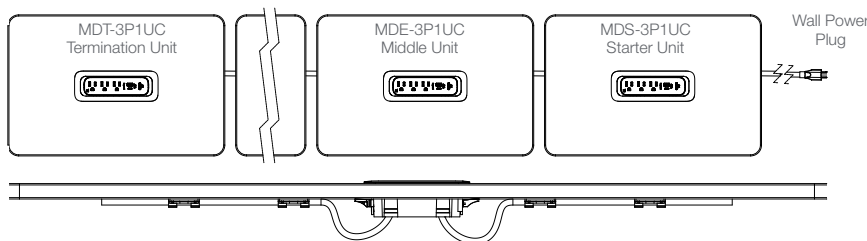


MDS-3P1UC
Starter Unit

Configurations:



Colors:



TABLES



Square
B4242T

Bookmark

Beautiful, and traditional wood tables easily pair with other members of the Bookmark Family to set the tone of your space.

- HPL work surface with 5/8 wood edge
- Base is oak or maple veneer or Sprayon finish
- Apron is optional
- Legs are fitted with black adjustable glide
- Available heights: 27", 29"

STANDARD TOP SHAPES



Rectangle
24" x 36"
30" X 60"
30" X 72"
42" X 72"
48" X 72"
48" X 90"



Square
42"
48"



Round
42"
48"

Metro

A member of the Metro Design Line family. Elevate your design with our Metro table. Influenced by Art Deco, the Metro utilizes a tapered leg with decorative, hand-painted black recess detail at the top.

- HPL work surface with 5/8 wood edge
- Base is oak or maple veneer
- Legs are fitted with black adjustable glide.
- Available height: 27", 29"



Rectangle
M3672T

STANDARD TOP SHAPES



Rectangle
24" x 36"
30" X 60"
30" X 72"
42" X 72"
48" X 72"
48" X 90"



Square
42"
48"



Round
42"
48"

Stellar

A playful, and modern take on traditional science tables. Stellar is a workhorse of a table, and conveniently designed to work in your hands-on spaces.

- HPL work surface, 3mm PVC edge
- Lego® table topper available
- Base is oak or maple veneer or Sprayon finish
- Non-marring glides are standard
- Casters optional
- Available height: 30"



Clover
STR-C6060CLT-30

STANDARD TOP SHAPES



Rectangle
Depths: 30", 36", 42"
Widths: 60", 72"



Square
42"
48"



Round
36"
42"
48"
60"



Clover
60"

● CASTERS



Black

Power it up!

Connectivity options available.

Science

Our traditional wood science tables are designed for use in hospitals, photographic darkrooms, nurses' stations, mad scientists' labs and physician examining rooms.

- Work surface available chemical resistant HPL with Black 3mm PVC edge
- Optional LDPE leg protectors available
- Depths: 24", 30"
- Widths: 48", 54", 60", 72"
- Heights available: 30", 36"



ST-2460-P-30

TABLES



Crayon

Crayon is an interactive work space and multimedia conferencing solution that provides various power options for media sharing and charging. Base cabinet doubles as support and housing for technology and wire management.

- HPL worksurface, 3mm PVC edge
- HPL or oak or maple veneer cabinet
- Powder coated steel column-disc base
- Non-marring, plastic glides are standard
- Available heights: 29", 36", 42"

*Surface suitable for attaching the mount for a flat screen monitor.



D-shape
CY-C3660LD-29

Shown with optional dual flip up power/data ports.
*TV mount not included.
*TV not included.

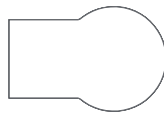
STANDARD TOP SHAPES



Rectangle
30" X 60", 30" X 72"
36" x 60", 36" X 72"
42" X 60", 42" X 72"
48" x 60", 48" X 72"



D
30" X 60", 30" X 72"
36" x 60", 36" X 72"
42" X 60", 42" X 72"



Light Bulb
Depth: 36"
Widths: 72", 84", 96"
Diameter: 48"

Power it up!
Connectivity options available.

Media Sharing Kitspiration



Crayon/Pocket Café Products

- (1) Crayon Table CY-C4872LD-29
- (2) Pocket Curved Cafe PKT-QR90-CC42
- (8) Bella Stools BES-31L

Footprint as shown is 10.66'D x 13.66'W

TABLES

WCT

Modular components combined to keep lines clean and cost down!

- HPL work surface, and end panels if applicable with 3mm PVC edge
- 1 grommet per user per space is included
- Modesty/wire management panel is standard
- Powder coated steel leg frames
- Non-marring, adjustable leveling glides are standard
- Optional casters available.
- Available heights: 29"



WCT-C3060-29
Rectangle


WCT-C42/2430-29
Corner



Rectangle
Depths: 24", 30"
Widths: 37", 48", 60", 72", 105"



Scalloped
30" x 36"
30" x 48"
30" x 60"
30" x 72"



Corner
Footprint: 42"x42", 48"x48"
Returns: 24"L/R, 24"L, 30"R, 30"L, 24"R, 30"L/R

● CASTERS

● BASE STYLES



Black



Steel Leg



Panel end

Power it up!

Connectivity options available.
See Connect Brochure for options.



Z Table

Named for its sturdy “Z-Shaped” steel frame, single and dual surface Z tables offer an ideal solution for tech-heavy environments, labs, esports and studios. Dual worksurfaces allow additional work surface for pencil and paper, peripheral devices, books and keyboards.



ZS-C3060-29
Single
Depth: 30"
Widths: 36", 48", 60", 72"

- HPL worksurface, 3mm PVC edge
- Grommets are standard
- Wire management/modesty steel panel is standard
- Powder coated steel frame
- Non-marring, leveling glides are standard
- Casters available
- Available height: 29"



Z-C3048-29
Dual

CASTERS



ACCESSORIES



Backpack hook
BPH

STANDARD TOP SHAPES



Rectangle
Depths: 30"
Widths: 36", 48",
60", 72"



Scalloped
30" x 36"
30" x 48"
30" x 60"
30" x 72"



Controller
30" x 45"

Power it up!

Connectivity options available.



TABLES

Edison

An ideal Work-Lab/Makerspace component. Edison's "no-nonsense" steel frame, heavy-duty casters and resilient HPL worksurface, ensures fortitude and the ability to withstand the daily wear and tear when inventing.

- Worksurface is standard HPL, 3mm PVC
- Powder coated steel frame
- Storage Cabinet/drawers available in HPL or TFL
- Locking heavy-duty casters are standard
- Available depths: 36", 42", 48"
- Available widths: 60", 72", 84"
- Available heights: 29", 36", 42"



EDO-C4272-42
Edison Open Table

● ACCESSORIES



Backpack Hook
BPH



Surfboard
SFB-1824

● OPTIONAL COMPONENTS



ED-3SD
3 Standard Drawers for one face of the Edison Open or Storage tables. Available in HPL or TFL
*ED-3SD component may be added to either EDO or EDS tables.



EDS-C4272-42
Edison Storage Table



EDS-SDCS
Drawer/cupboard storage for one face of the Edison Storage Table. Available in HPL or TFL
*EDS-SDCS component may be added to EDS tables only.

Work+Box Island

The Work+Box Family of tables provides ample workspace and storage opportunities to make, create, test, and learn. The Island can be configured to meet your specific needs, whether it be cupboard and drawers, open, cupboard or tote storage.

- Worksurface is HPL with 3mm PVC edge
- Cabinet available in HPL or TFL with 3mm PVC edge
- Locking casters are standard
- Heights available: 29", 36", 42"



Clover Top:
WBXI-C5454CL

Cabinet: Open Storage
WBXI-OS3036-TT-MOB

ACCESSORIES



Backpack hook
BPH



Toto Tote
TOT03-T29



Surfboard
SFB-1824


STANDARD TOP SHAPES



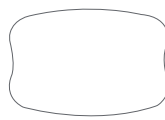
Clover
48", 54", 60"




Square
48", 54", 60"



Round
48", 54", 60"



Macaroon
54" X 72"



Sprocket
54", 60"

STANDARD CABINETS



Cupboard Storage, Drawers &
Open Storage
WBXI-CS3D3029-TT-MOB



Open Storage
WBXI-OS3036-TT-MOB



Cupboard Storage
WBXI-CS3060-TT-MOB



Open Tote Storage
WBXI-TOT3329-TT-MOB

Toto Totes

Available in colors including translucent, used with tote rails or inside cubbies, Toto Totes are a fun way to get organized!

- Available in 3" and 6" depths
- Color coordinate with our TFL, HPL, Polypropylene, powder coat and PVC



TOT03-T29



TOT06-T21

TABLES



WBXD-C2760-36-TOTO-L-MOB
(Totes sold separately)

Work+Box Dock

Work+Box Dock, great for grouping with each other, other products, or underneath upper storage casework out of the way. Available in open storage with one or two adjustable shelves, cupboard storage with one or two adjustable shelves, or open tote storage.

- Worksurface is HPL with 3mm PVC edge
- Cabinet available in HPL or TFL with 3mm PVC edge
- Locking casters are standard
- Heights available: 29", 36", 42"

ACCESSORIES



Backpack Hook
BPH



Toto Tote
TOT03-T29



Surfboard
SFB-1824

SHAPES



D-Shape
27"D x 60"W



Half Clover
27"D x 57"W

The use of these connecting magnets give the WORK+BOX docking tables the ability to be connected and separated easily without hooks or clamps.



WORK+BOX Dock can accommodate table-top clamp-on power units.

Makerspace Kitspiration



Products

- (1) Edison Open Table EDO-P4260-36
- (1) Work+Box Dock Cupboard WBXD-C2760-36-CS-TT-MOB
- (4) Carlo Stools CRS-25A

Footprint as shown is
83"D x 121"W
69.2 Sq. Ft.



Products

- (1) Edison Open Table EDO-P4260-36
- (1) Work+Box Dock Cupboard WBXD-C2760-36-CS-TT-MOB
- Work+Box Dock Open Tote WBXD-C2760-36-TOTO-T-MOB
- (4) Carlo Stools
- (4) 6" TOTO Totes TOT06
- (13) 3" TOTO Totes TOT03
- (17) Pair of Toto Tote Rails TOTR-PR-T15

Footprint as shown is
83"D x 100"W
57.45 Sq. Ft.

Work+Box Plank

The Work+Box Plank offers open, cupboard and tote storage to store all of your supplies.

- Worksurface is HPL with 3mm PVC edge
- Cabinet available in HPL or TFL with 3mm PVC edge
- Locking casters are standard
- Heights available: 29", 36", 42"

● ACCESSORIES



Backpack Hook
BPH



Toto Tote
TOT03-T29



WBXP-C4860-36-OS-TT-MOB

*Features open storage on two opposite sides.



WBXP-C4860-36-CS-TT-MOB

*Features cupboard storage on two opposite sides



WBXP-C4860-29-TOTO-LL-MOB

*Features open tote storage on two opposite sides.
Totes not included. Sold Separately.

Work+Box Lite

The Work+Box Lite offers freestanding and mobile open or tote storage. Easily accommodates one user per side for group work.

- Worksurface is HPL with 3mm PVC edge
 - Cabinet available in HPL or TFL with 3mm PVC edge
 - Freestanding and mobile available.
 - Heights available: 24", 27", 29"
- *Freestanding unit accepts two more totes the mobile unit.*

● ACCESSORIES



Backpack Hook
BPH



Toto Tote
TOT03-T29



WBXLT-OT3047-24-FS



Cirrus Collection:

Cirrus Collection delivers on its promise of being stylish, strong, and exceptionally functional. Crafted with clean lines and robust materials, Cirrus tables are perfect for stand-alone placement or can be seamlessly paired with their curved versions and complementary seating to create spaces that invite collaboration and inspire “meetings of the minds”.

The Cirrus Collection is a robust, stylish design for versatile, high-performance spaces, including:

Stylish & Robust Design: Features a clean, modern aesthetic combined with strong, durable construction.

Versatile Functionality: Designed for both stand-alone placement and seamless integration into collaborative layouts, creating spaces ideal for meetings and interaction.

Adaptable Product Range: Includes core tables, curved components, and specialized solutions like Esports Console Gaming Tables, catering to diverse modern and high-performance settings.

Explore all Cirrus has to offer

Individual products, specifications, and options can be found in their respective categories.

- **Cirrus & Cirrus Computer Tables** page 108
- **Cirrus Curved Table** page 109
- **Cirrus Gaming Tables** page 110-111



● **Cirrus & Cirrus Computer Tables**

Built for Performance. Designed for Style.



● Cirrus Curved Table



*Explore the Cirrus Collection in action.
View our mini-brochure for fluid design possibilities.*



● Cirrus Gaming Tables

TABLES



CS-C2460L-29

STANDARD TOP SHAPES



Rectangle
24" x 36", 42", 48", 60", 72"
30" x 36", 42", 48", 60", 72"



Scalloped
30" x 36"
30" x 48"
30" x 60"
30" x 72"

Cirrus

The Cirrus product line features a cantilever leg style that allows for ease with working independently or with your neighbor. A perfect solution for labs, esports classrooms or arenas and administrative areas.

- HPL worksurface, 3mm PVC edge
- HPL modesty panel is standard
* 36" and 42"H models receive full-height modesty panels
- Powder coated steel leg frame
- Non-marring, adjustable nylon glides
- Available heights: 29", 36", 42"

ACCESSORIES



Backpack hook
BPH

Cirrus Computer

The ideal solution for tech-heavy environments.

- HPL worksurface, 3mm PVC edge
- HPL modesty panel is standard
* 36" and 42"H models receive full-height modesty panels
- Wire management channel and grommets standard on Cirrus Computer model
- Powder coated steel leg frame
- Non-marring, adjustable nylon glides
- Available heights: 29", 36", 42"



CSC-C3060L-29

STANDARD TOP SHAPES



Rectangle
24" x 36", 42", 48", 60", 72"
30" x 36", 42", 48", 60", 72"



Scalloped
30" x 36"
30" x 48"
30" x 60"
30" x 72"

ACCESSORIES



Backpack hook
BPH

Power it up!

Connectivity options available.

Cirrus Curve

Set the stage with Cirrus Curve. The inviting curved table serves as the perfect way-finding solution for all presentation activities within larger, multipurpose spaces.

- HPL work surface, 3mm PVC edge
- Structural, curved, full-height HPL modesty panel is standard
- Wire management grommets are optional
- Powder coated steel leg frame
- Legs are fitted with adjustable glides
- Available heights: 29", 36", 42"



Curve
CS-C2496-60CRV-36

STANDARD TOP SHAPES



90-degree
Width: 110"
Returns: 24"



60-degree
Width: 96"
Return: 24"



TABLES



Wire Management cabinet designed to support gaming infrastructure.



Cirrus Esports Console

Cirrus Esports Consoles are designed to support your gaming facilities, working seamlessly within your infrastructure to provide the ultimate club or team experience. Paired with ergonomic adjustable height chairs, like Vertagear Gaming Chairs, ensuring a comfortable and healthy posture for gamers while they compete! 3 models of Cirrus Esports Consoles are available, our Cabinet Back model features top of the line wire management, designed to create runs for 3 v 3, 6 v 6 competitions seamlessly. The Panel back model, is a lite version of the the latter while still offering cable management. Our Curved model is unique to the Esports arena, as it creates more of a dome feeling, keeping gamers in their own space from the audience while still allowing for wire management. All models accept monitors on the back (spectator facing side) to allow for viewers to see gamers in action and view their personal stats.

- High pressure laminate work surface, 3mm PVC edge
- Cabinet and/or vertical panels available in HPL or TFL
- Powder coated steel frame
- Non-marring, leveling guides are standard
- Overall Height: 48"
- Worksurface Height: 29"



Cirrus



CESCC-C3438V-L-29/46
Cirrus Esports Console
Cabinet Back (Concave)


STANDARD TOP SHAPES



Concave
30.75" D x 44" W



Convex
36" D x 44" W



CESCC-C3450CRV-L-29/46
Cirrus Esports Console
Cabinet Back, Curved



CESPC-C3138VIN-L-29/46
Cirrus Esports Console
Intermediate Panel Back
(Concave)




CESPC-C3138V-L-29/46
Cirrus Esports Console
Panel Back (Conave)

TABLES

Your Vision, Your Table. Built Your Way.

Dive into our matrix and discover the endless possibilities! Choose from 5 distinct table base styles and pair them with any of our 30 versatile tabletop shapes. It's simple, fun, and gives you the freedom to design the perfect table for any space. **Get ready to create!**

** Some exclusions may apply*



Round



Square



Rectangle



Beanie



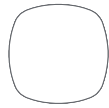
Wave



Flair



Half Round



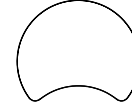
Squircle



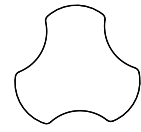
Triamond



Pick



Pac Man



Cog



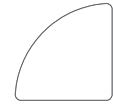
Crescent



Trap



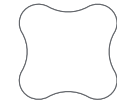
Boat



Rhombus



Roungle



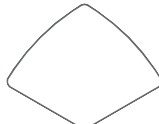
Clover



Pickle



Sprocket



Diamond



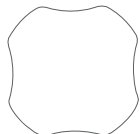
Hex



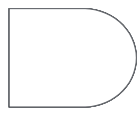
Raetsel



Quarter Round



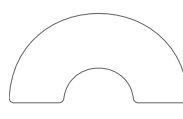
Flower



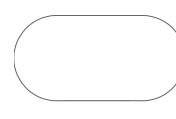
D



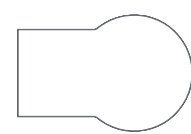
Curve



Gather



Racetrack



Lightbulb



Bola **B**



Cesar **C**



Orbit **O**



TABLE OPTION KEY

- B** - Bola
 - C** - Cesar
 - O** - Orbit
 - R** - Rockford Height Adjustable
 - V** - Valour
-
- - Student Desk
 - - Conference

Round	Square	Rectangle	Beanie	Wave	Flair	Sprocket	Triamond	Pac Man	Crescent	Trap	Boat
B	B	B	B	B	B	B	R ■	R ■	B	B	B
C	C	C ■ ●	C	C ■	C	C	V ■	V ■	R	C	C ●
O	O	O	R	R ■	R	R				R ■	O ●
R	R	R ■	V	V ■	V	V				V ■	R
V	V	V ■									V

Curve	Gather	Hex	Pick	Clover	Squirle	Raetsel	Cog	Half Round	Quarter Round	D	Roungle	Rhombus
B	B	B	B	B	B	B	B	B	B	C	B	C
R	R	O	O	C	C	R	C	C	C	O	C	O
V	V	R	R	O	O		O	R	R	R	O	R
		V	V	R	R		R	V				

Pickle	Diamond	Flower	Racetrack	Lightbulb
B	B	B	B	O ●
C	C	C	C ●	
R	R	O	O ●	
V		R	R	
			V	

See MTBase Finish Offerings at mediatechnologies.com

TABLES



Rockford R

Rockford's versatility is unmatched, it's many unique shapes allow for clusters when working with teams and enough space for independent study.

- HPL worksurface, 3mm PVC edge
- Powder coated steel base, inner leg is 809 Silver
- Non marring, leveling glides are standard
- Casters available
- Jr. height adjustable: 14.25" - 24.25"
- Adjustable height: 22"-32"

● BASE STYLES



Height Adjustable



Junior Height

● CASTERS



● ACCESSORIES



Backpack Hook
BPH



Toto Tote
TOT03-T29



Surfboard
SFB-1824

*Note: the addition of casters will change the Jr. adjustable height range to 16.25" - 26.25" and the adjustable height range to 24"-34"



Bola B

Bola tables offer unmatched style with their iconic ball glides and a wide range of shapes and heights, making them a fun addition to any space.

- HPL worksurface, 3mm PVC edge
- Powder-coated steel legs
- Non-marring colorful nylon molded Ball glides or Formal glides available in coordinating colors
- Available heights: 21", 24", 27", 29"

FORMAL GLIDES

- Nylon Formal Glides
- Coordinate to polypropylene shell



BALL GLIDES

- Nylon Ball Glides
- Coordinate to polypropylene shell
- Available in contrasting colors

● ACCESSORIES



Backpack Hook
BPH



Toto Tote
TOT03-T29



Surfboard
SFB-1824

Valour



The Valour table creates flexible, interactive learning zones, perfect for K-12 to administrative spaces. Its clean design allows for endless configurations to support active learning and greater capacity.

- HPL worksurface with 3mm PVC edge
- Powder-coated post legs
- Optional powder-coated perforated steel modesty panel
- Standard non-marring, polyurethane glides
- Available heights: 27", 29", 36", 42"

● ACCESSORIES



Backpack Hook
BPH



Toto Tote
TOT03-T29



Surfboard
SFB-1824

Orbit



The classic disc base table in a lot of different styles can still create a splash.

- HPL worksurface, 3mm PVC
- Powder coated, low profile steel disc-base
- Non marring, mini polyurethane glides are standard
- Heights available: 29", 36", 42"
 ** 40" Depth refers to Pick shape
 *32" disc base does not include leveling glides. Leveling glides for this base are available with an upcharge.

● ACCESSORIES



Backpack Hook
BPH



Toto Tote
TOT03-T29



Surfboard
SFB-1824

TABLES



Cesar



Cesar was developed right here in Shelby, MI. The steel column and cast aluminum base is lighter than it's competitors. With an assortment of shapes and base styles, Cesar invites work, collaboration, and rest.

- HPL worksurface, 3mm PVC edge
- Powder coated steel column-base and aluminum feet
- Non-marring, leveling glides are standard
- Casters available
- T-Base legs available "inset"
- Flip top option available on many models
- Available heights: 29", 36", 42"

● BASE STYLES



X-Base



4X-Base



T-Base



2V-Base



S-Base

● CASTERS



Black White & Grey

● MODESTY



M_-MDL-FT

● ACCESSORIES



Backpack Hook
BPH



Toto Tote
TOT03-T29



Surfboard
SFB-1824



Lego Table Topper

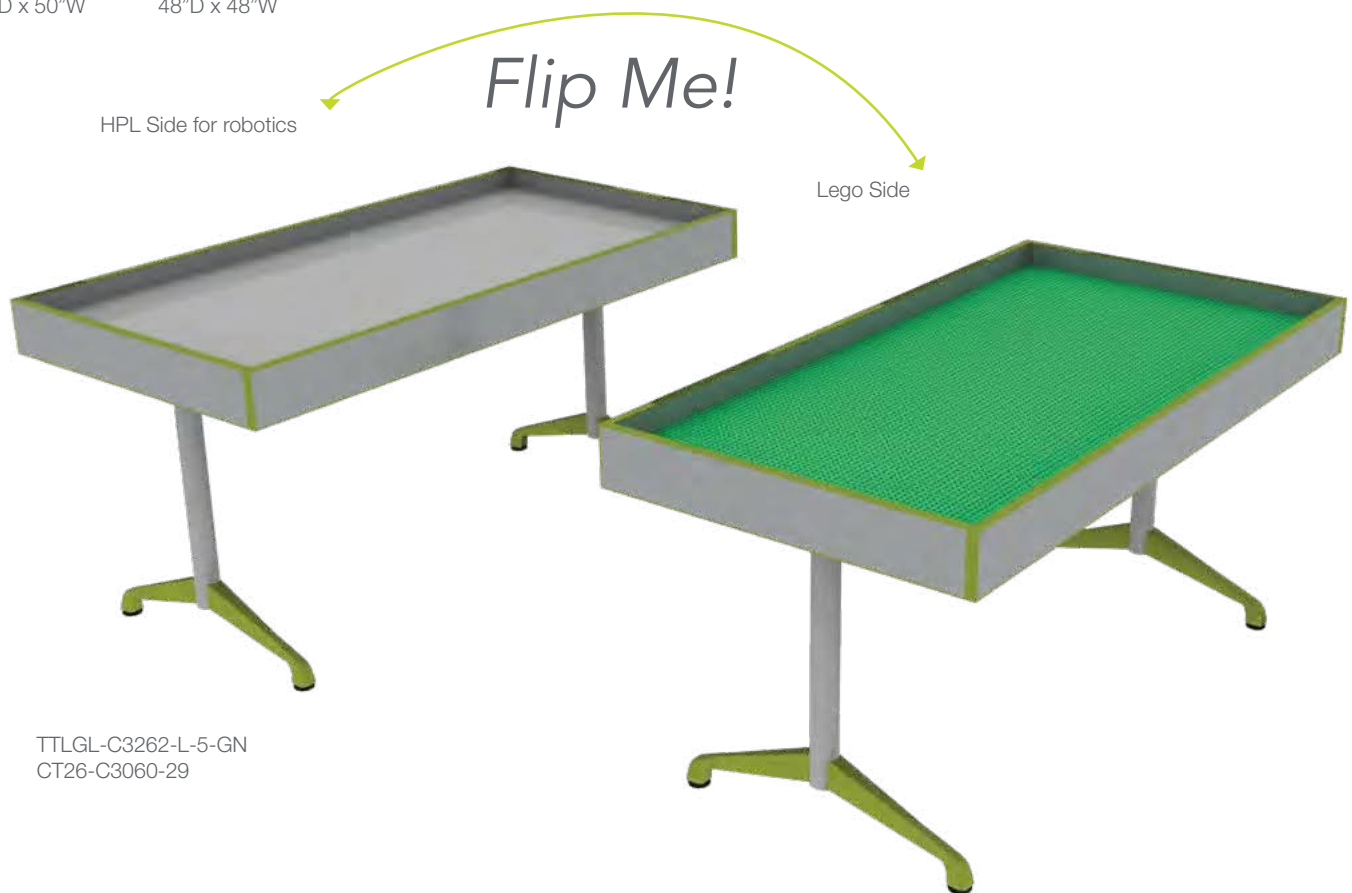
The Lego® Table Topper is a table-sized Lego® surface with a 2" high framed enclosure that can turn a standard table top into a contained Lego® learning activity area!

The flip side of the Lego® surface is durable high-pressure laminate with a 2" high framed enclosure that can serve as a contained project learning area.

- Available in HPL with 3mm PVC edges
- Lego® surfaces are available in Green, Blue and Grey

Table Toppers are designed to fit on the following size table tops:


Table Topper	Table Size
32"D x 62"W	30"D x 60"W
38"D x 62"W	36"D x 60"W
38"D x 74"W	36"D x 72"W
44"D x 74"W	42"D x 72"W
44"D x 44"D	42"D x 42"W
50"D x 50"W	48"D x 48"W



TABLES



Rectangle
VT-C2460-29



Shown with panel in
Privacy Position (left) and
Modesty Position (right)

Vector

Inconspicuous strength, and elegant lines Vector is the ultimate traditional classroom table. Its unique modesty panel, can be converted to a privacy panel.

- HPL worksurface, 3mm PVC edge
- Powder coated steel base
- Non marring, leveling glides are standard
- Casters available
- Optional convertible Modesty/Privacy panel
- Heights available: 27" non-mobile only, 29"

CASTERS



ACCESSORIES



Backpack hook
BPH



Surfboard
SFB-1824

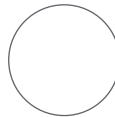
STANDARD TOP SHAPES



Rectangle

Rectangle
24" X 36", 42", 48", 60", 72"
30" X 36", 42", 48", 60", 72"
36" X 42", 48", 60", 72"

Available with square or radiused corners



Round
42", 48"



Square
42", 48"

Available with square or radiused corners

GTX Carrel Table

Great for students who can become easily overwhelmed by common distractions in the general education classrooms. GTX Carrel Tables bring a contemporary steel base and floating work surface design, adding a modern twist to a classic furniture concept. The durability of this unit will retain it's look for years to come. For use in computer labs, commons, and media spaces.

- Work surface available in HPL, 3mm PVC edges
- Privacy panel available in HPL, 3mm PVC edges or Acrylic
- Powder coated steel frame with non-marring leveling glides
- Casters optional
- Single and Double Face Carrels
- Work surface height: 29"
- Standard carrel height: 40"



GTXSCT-C3036-29
24" X 36", 60", 72"
30" X 36", 60", 72"

GTX

Bold and timeless, GTX fits nicely into any decor. The family consists of tables, carrel tables and desking.

- HPL worksurface, 3mm PVC edge
- Powder coated steel leg frame
- Non marring, leveling glides are standard
- Casters available
- Heights available: 27" non-mobile only, 29"

● CASTERS




Square
GTX-C4242-29



Rectangle
24" X 48", 60", 72"
30" X 48", 60", 72"
36" X 60", 72"
Available with square or radiused corners

STANDARD TOP SHAPES



Round
42", 48",
60"



Square
42", 48", 60"
Available with square or radiused corners



Rectangle Desk
GD-C3060

GTX Desk

Bold and timeless, GTX fits nicely into any decor. The family consists of tables, carrel tables and desking.

- HPL worksurface, 3mm PVC edge
- Powder coated steel leg frame
- Modesty panel available in HPL on desk
- Non-marring, leveling glides are standard
- Casters available
- Available depth: 30"
- Available widths: 60", 72"
- Available height: 27" non-mobile only, 29"

● CASTERS



TABLES



Rectangle
PT18-C2460-ADJ
24" X 48", 60", 72"
30" X 48", 60", 72"

Porter

Easily transition from sitting to standing to increase circulation in your legs, improving concentration, posture and comfort.

- Worksurface is HPL with 3mm PVC edge
- Powder coated steel base (Powder coat color selection is limited)
- Non-marring, nylon leveling glides are standard
- Casters available

*Note: addition of casters adds 2" to the starting height of the adjustable range.

- Manually adjustable with a retractable hand crank
- Electric height adjustable unit available
- Height Adjustable: Crank, 27-1/4" -45" (glides); 29-1/4" - 47" (casters); Electric, 27-1/4" -47" (glides)



Crank Adjustment:
height adjusts from
27-1/4" to 45"



Electric Adjustment:
height adjusts from 27-1/4"
to 47"

● CASTERS

● FLIP TOP



Flip-top manual mechanism adjusts from 27-1/4" to 41-1/4" and comes standard with casters.



STND-2P1U1C4P

Power it up!

- Standley
- Receptacle configuration:
• 2 Power / 1 USB / 1 USB-C (above surface)
• + 4 Power (below surface)



X-Base details on page 127

PX26-C0030-ADJPN-4C
Pneumatically adjusts from 27-1/4" - 45"

Porter Desk

Height adjustable desk to increase performance, concentration, motivation and reduce back strain.

- Worksurface is HPL, 3mm PVC edge
- Powder coated steel base (Powder coat color selection is limited)
- Non-marring, nylon leveling glides are standard
- Casters available

*Note: addition of casters adds 2" to the starting height of the adjustable range.

- Manually adjustable with a retractable hand crank
- Electric height adjustable unit available
- Height Adjustable: Crank, 27-1/4" -45" (glides); 29-1/4" - 47" (casters); Electric, 27-1/4" -47" (glides)



Rectangle
PDCT22-C3060-ADJ
30" X 60", 72"

● CASTERS



● ACCESSORIES



Pencil drawer



Cushion Top w/ Handle Box/File
WMP361222-W-LL



DESKS



JN3L-C3060L-OSFD3-36

Jane

Jane offers a generously sized worksurface, connected storage by way of cabinet or drawers available on right or left for comfort and ease of use. Mobile and available in 3 heights, Jane has what educators need in today's fast paced learning environments.

- Worksurface is HPL
- Wire management grommets are standard
- Powder coated steel leg with aluminum feet
- Cabinet is available in HPL or TFL
- Modesty panel is HPL
- Casters are standard
- Heights available: 29", 36", 42"

STANDARD TOP SHAPES



D
24" X 60"
30" X 60"



Rectangle
24" X 60"
30" X 60"

CABINET STYLES



Drawer Storage



Cabinet Storage

Teacher Desk Kitspiration



Products

- (1) Porter X-Base PX26-C29/34C-ADJPN-4C
- (1) Jane Desk JN3R-C3060L-29
- (1) Hannah Task Chair HAN007

Footprint as shown is
3'D x 7'W

Porter X-Base

A table, a desk, or a lectern. Porter offers on-demand height adjustability by way of a pneumatic arm, and pairs with Nomad and Jane desks to provide a supplemental work surface and a home base for presenters.

- Worksurface is HPL with 3mm PVC edge
- Powder coated steel frame
- Non-marring, nylon leveling glides are standard
- Casters are optional
- Height Adjustable: 27-1/4" -45" (glides); 29-1/4" - 47" (casters); 27-1/4" to 41-1/4" (flip-top)



● ACCESSORIES



Backpack hook
BPH

● HPL MODESTY PANEL



MOD

PX26-C0030-ADJPN-4C
Pneumatically adjusts from 27-1/4" - 45"


STANDARD TOP SHAPES



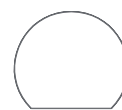
Crescent
For Jane




Crescent
For Nomad



Round
30", 36"



Round with a
straight edge
36", 42"



Square
24", 30"

Info Desk Kitspiration

Products

- (1) Porter X-Base PX26-C29/34N-ADJPN-4C
 - (1) Nomad Desk ND-75DL-MOB
 - (1) Arc Task Chair ARC-G55D43-G6
- Footprint as shown is
4.4'D x 7.75'W



DESKS

Shelby Teacher Desk

Available with multiple storage pedestals, the Shelby Teacher Desk is a flexible option for your classroom needs. Ships KD; unit hand is determined at installation.

- HPL worksurface, 3mm PVC edge
- Storage pedestal options include: open, box/box/file, file/file, tote & cupboard storage.
- Drawer & cupboard locks are standard
- Pulls are P2 Nickel
- Available in single or double pedestal option
- Steel post legs are powder coated
- Case is TFL or HPL
- Pencil drawer option available
- Available worksurface depths: 24", 30"
- Available widths: 54", 60"
- Available height: 29"
- Casters are standard



Tote Storage
STDS-C2454L-**T**-29-P2N

● ACCESSORIES



Backpack hook
BPH



Tote Tote
TOT03-T29



Pencil Drawer



2 Box/1 File
STDS-C2454L-**B**-29-P2N



Open Storage
STDS-C2454L-**O**-29-P2N



Cupboard Storage
- L opens left
- R opens right
STDS-C2454L-**L**-29-P2N



2 File Drawers
STDS-C2454L-**F**-29-P2N



2 Box/1 File
Open Storage
STDD-C2460L-**BO**-29-P2N



2 Box/1 File
Tote Totes
STDD-C2460L-**BT**-29-P2N



Cupboard Storage
2 Box/1 File
- L opens left
- R opens right
STDD-C2460L-**LB**-29-P2N



2 File
2 Box/1 File
STDD-C2460L-**BF**-29-P2N

Kineticos

Stand, sit, take your teaching and learning platform to the next level. Kineticos is designed for flexibility as well as on-demand adjustability. Available in Trapezoid, Boodle, and Rectilinear work surfaces; optional modesty panel, book box. Casters are standard.

- Worksurface is HPL with 3mm PVC edge
- Powder coated steel base
(Powder coat color selection is limited)
- Casters are standard
- Pneumatic height adjustment
- Height Adjustable:
Extends from 28-1/8" up to 42-1/2"



KNS-C2028TRAP-ADJPN-4C
Shown with book box and 3form
Acrylic modesty panel


- ACCESSORIES
- HPL MODESTY PANEL
- STEEL BOOK BOX



Backpack hook
BPH



Modesty Panel
in HPL or Acrylic



STANDARD TOP SHAPES



Trapezoid 28" x 20"



Boodle 30" x 24"



Rectangle 26" x 21"



DESKS

Anchor

Anchor desk is a suitable fixture for everything from a broadcast studio to an A.P. Biology classroom.

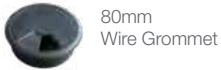
- HPL worksurface with 3mm PVC edge
- Wire management grommets optional
- Vertical panels available in HPL with 3mm PVC edges
- Powder coated steel legs
- Non marring, leveling glides are standard
- Casters available
- Available depth: 24"
- Available width: 60"
- Available height: 29"



AD-C2460-2D
Shown with custom logo panel

OPTIONS

● WIRE MANAGEMENT



● CASTERS



Timmy

Classic desking offers optimal space for administrators, teachers and counselors.

- Worksurface is HPL, 3mm PVC edge
- Grommets are standard
- Side panels available in HPL or TFL
- Non-marring, nylon adjustable leveling glides are standard
- Casters available
- Height available: 29"



Rectangle with a recessed modesty
TDR-C3060
Desk shown with Return Right

● ACCESSORIES



Pencil drawer



Box/Box/File
WMP661220-W-LL

STANDARD TOP SHAPES



Bowed
30" X 48", 60"



Rectangle
30" X 48", 60"



Left and Right Returns
20" X 36", 42

Pinnacle

A commentator Desk that is sure to bring peak performance when announcing. Able to house 2-4 announcers that will only need room for headsets and laptops. Works well for broadcasting and school news casting.

- Worksurface is HPL, 3mm PVC edge
- Grommets are standard
- Side panels available in HPL or TFL
- Non-marring, nylon adjustable leveling glides are standard
- Casters available
- Depth: 36"
- Widths: 60", 72", 84"
- Heights: 29", 36", 42"



PNCLD-C3660-L-42



SEATING



Arc

Chosen for maximum comfort, versatility, durability, quality, and value, Arc can be specified in a broad spectrum of interchangeable materials and finishes for maximum design creativity, functionality, and ease of maintenance.

- Available in all polypropylene, veneer, or upholstered seat/back
- Powder coated steel frame available in many colors
- Non-marring nylon glides standard, steel glides optional
- 4-Leg Chair, Task Chair, Sled-Base, Counter and Cafe Stools
- Arm or armless
- Meets or exceeds ANSI/BIFMA
- Seat Heights: 18", 25", 28"
- Task Chair Seat Height adjusts 4.5"



4-Leg Chair
ARC-N55F43



Swivel Task Chair
ARC-G55D42DP



Sled Base
ARC-N55E43



4-Leg Chair
ARC-N55F43P



Café Stool
ARC-S55F42DWBH

Smile

The whimsical design of these chairs and stools provide comfort and a smile! The indestructibility is perfect for spaces that need heavy duty, such as cafeterias.

- Available in a rainbow of polypropylene colors
- Powder coated steel frame in many colors
- Non-marring nylon glides standard, steel glides optional
- Stacks 4 high on a dolly, 4 high on the floor
- Meets or exceeds ANSI/BIFMA
- Seat Heights: 18", 24", 30"



Chair Dolly
R00005



Stackable!



4-Leg Chair
SML-R35010



Bar Height Stool
SML-R35608



Bola Collection:

The Bola Collection, formerly a beloved izzy+ /Fixtures Furniture product, brings simple, classic comfort with a distinctive aesthetic. Defined by its signature colorful thermoplastic accents and iconic ball glides, Bola offers a comprehensive range of chairs, benches, and tables. Each piece is designed for durability and adaptability, featuring robust construction, extensive customization options for finishes and upholstery, and the ability to fit seamlessly into diverse environments, from adult spaces to vibrant children's areas.

The Bola Collection Enduring comfort and playful design for every space, from classic lounges to dynamic learning environments.

Signature Design: Features a distinctive look with colorful thermoplastics and iconic ball glides, offering a fun yet classic aesthetic.

Comprehensive Range: Includes versatile chairs (arm, armless, stackable, fixed back), benches (48" and 60" widths), and multi-purpose tables, providing a complete furniture solution.

Youth & Adult Options: Includes specialized "Bola for Children" chairs and tables, providing coordinated solutions for all ages.

Explore all Bola has to offer

Individual products, specifications, and options can be found in their respective categories.

- Bola Tables page 114
- Bola Chairs & Stools page 132
- Bola Bench page 172



● Bola Chairs & Stools



● Bola Bench

Classic Comfort. Playful Design.



Explore the Bola Collection in action.
Scan for our mini-brochure on fluid
design possibilities.



SEATING



Bola

Imitation is the highest form of flattery, but Bola's signature design remains unmatched and offers simple, classic comfort in upholstery or the fun attitude of colorful polypropylene. Arm and armless chairs in fixed back styles.



Bola Junior 13.5"
BOL-R45501

- Textured thermoplastic seat and back
- Upholstered seat and back
- Powder coated steel frame
- Non-marring colorful nylon molded Ball or Formal Glides available in coordinating colors
- 4-Leg Chair, Stool
- Stacks 4 high on a dolly, 4 high on the floor
- Arms available, arm inserts available in standard colors. (on adult size only)
- Meets or exceeds ANSI/BIFMA
- Seat Heights: 13", 15", 17"

** Upholstery adds 1" to seat height*



Chair Dolly
R00005



Bola Junior Stool
BOL-R45513
Stacks 5 high



Bola Junior Upholstered Stool
BOL-R45501
Stacks 4 high



Stackable!

Armless Chair & Stools only
* Stacks 4 High



Bola Teen 15"
BOL-R45015



FORMAL GLIDES

- Nylon Formal Glides
- Coordinate to polypropylene shell



BALL GLIDES

- Nylon Ball Glides
- Coordinate to polypropylene shell
- Available in contrasting colors



Bola Chair 17"
BOL-R45018



Bola Chair 17" with arms
Match arm inserts to chair and glides, or Mix&Match!
BOL-R44103

SEATING

Hannah

A modern classic that transcends time and brings 20 years of success! The Hannah is the ideal ANYSPACE Chair because it's perfect for the classroom, media center, office, and more!



Armless Chair
HAN001

- Polypropylene shell in many colors
- Powder coated steel frame
- Color-branding available
- Non-marring nylon glides standard, steel glides available
- 4-Leg Chair, 4-Leg Mobile Chair, Counter and Cafe Stool
- HAN001 and HAN005 Chair is stacking. Stacks 10 high on the floor, stacks 16 on storage cart
- Task Chair, Task Stool standard is mobile, bell-glides available
- Upholstered seat available. Cushion adds 1" to seat height (can be field installed and replaced)
- Arm or armless
- Meets or exceeds ANSI/BIFMA standards
- Seat Heights: 18", 24", 30"

** Upholstery adds 1" to seat height*

** Task Seat adjusts 4.5"*



Stackable!

Armless Chair only



HAN003
Hannah Storage Cart holds 16 chairs.
Shown with one Hannah HAN001
Stacking Chair (not included)



Arm Chair
HAN101



Counter Stool
HAN008 + HAN600A



Cafe Stool w/backpack storage
HAN506



Cafe Stool HAN006

Hannah Task

Go to the head of the class with the Hannah Task Chair & Stool! The Hannah Task delivers versatility and Pocket-Posture Comfort. Swivel-Tilt Task is available with thermoplastic seat and back and with/without arms. For added soft comfort, an upholstered seat pad is also available. Foot-ring of stool is adjustable height too!



Swivel-Tilt Task Chair
HAN007



Swivel-Tilt Task Chair
HAN107



Swivel-Tilt Task Stool
Foot-ring is height adjustable
HAN009 + HAN600A

5-Position Chair

Sit in the traditional way. Sit reverse to the traditional way. Sit sideways (either way) and the rolled waterfall design allows back to serve double duty as an arm-rest. Support your perch on the rolled waterfall back (not suggested for caster models)



Sideways left or right



Traditional



Reverse



Perch

SEATING

Shelby

The Shelby classroom chair is versatile. With multiple glide options, the interchangeability makes for a chair that fits well in many environments. Smooth round flexing back allows for an easy place to grab. This chair is built to last for years.



Shelby, Cantilever, 18" H
SCC-18-NG-809

- 4-post leg, mobile, cantilever base options
- Armless, textured, polypropylene shell
- Powder coated steel tube frame
- Non-marring nylon glides standard, steel and felt glides available
- Glides and casters are interchangeable
- Available in 12 thermoplastics
- Available in 19 powder coats (-809 Silver is standard)
- Seat Heights: 16", 18", 24", 30"

Stackable!



Options

Shelby 16" Height chair easily transitions to 18" high or Mobile in the field utilizing the same frame!



Casters
-2C / -4C



Nylon glides
-NG



Metal glide
-SG



Felt glide
-FG



Bell glide
(standard)



Chair Dolly
R00005



Shelby, 4-Leg Stacker, 16"H
SC4-16-NG-809



Shelby, 4-Leg Stacker, 18"H
SC4-18-NG-809



Shelby, 4-Leg Stacker, 18"H
with casters
SC4-18-4C-809



Shelby, 4-Leg Counter Stool
SCS-24-NG-809



Shelby, 4-Leg Cafe Stool
SCS-30-2CNG-809



Explore the Versatility of Shelby Seating!



SEATING

Romak

This multipurpose chair and stool is perfect for your Cafeteria and Commons! Sleek and stackable, Romak allows versatility without sacrificing design.

- 7-Ply veneer shell available in HPL, veneer, and sprayon finishes
- Powder coated steel frame
- Non-marring rubber boot glides on chair
- 4-Leg Chair is stacking. Stacks 4 high on dolly, stacks 4 high on floor
- Non-marring ABS plastic glides on stool
- Meets or exceeds ANSI/BIFMA standards
- Seat Heights: 18", 30"



Counter Stool
RMS2-30L



4-Leg Chair
RM-18L



Handle cut-out option available for Romak



Stackable!
Chair only



Chair Dolly
R00005



HPL

- Same high pressure laminate applied to front and back surfaces
- Edges will be natural ply
- See Seating+ Laminates



TWO-TONE HPL

- Choose one laminate for the front of the seat and another for the back of the seat
- Edges will be natural veneer plywood
- Upcharge is per chair



VENEER

- Oak or maple finishes front and back
- Edges will match finish

ADD A LOGO!



CUSTOM HPL

- Custom options available to brand your organization
- Set up charge required



SPRAYON

- Applied to veneer surfaces only. Sprayon finishes are durable lacquer colors.
- Edges sprayed to match
- Set up charge required

Bella

Bella chairs are ideal for cafes, cafeterias, dining hall areas... anyspace elegant, durable seating is needed.

- Contoured 7-Ply veneer shell available in HPL, veneer, and sprayon finishes
- Powder coated steel frame
- Non-stacking
- Non-marring ABS glides
- Upholstered seat pad available
- Seat Heights: 18.5", 25", 31"



4-Leg Chair
BE-19L



Bar Height Stool
BES-31L



HPL

- Same high pressure laminate applied to front and back surfaces
- Edges will be natural ply
- See Seating+ Laminates



TWO-TONE HPL

- Choose one laminate for the front of the seat and another for the back of the seat
- Edges will be natural veneer plywood



VENEER

- Oak or maple veneer front and back surfaces
- Oak and maple finishes Edges will match finish



SPRAYON

- Applied to veneer surfaces only. Sprayon finishes are durable lacquer colors.
- Edges sprayed to match
- Set up charge required



SEATING



Backless Cafe Stool
PLBS-31C



4-Leg chair
PL-19LC

Platform

Strong, clean lines and a striking combination of natural 1" baltic birch and industrial square steel tubing materials gives this chair a beauty like no other.

- Back available in HPL only
- Upholstered seat
- Powder coated steel frame
- Non-stacking
- Metal glide
- 4-Leg Chair, Cafe Stool
- Seat Heights: 19", 31"



Designed to lighten up this beauty, our chair and stool back bracket features strength and clean lines.



HR



HRJ

Heritage

Heritage rocking chairs are perfect for a cozy feel in anyspace. Classic solid oak, steam bent strips create maximum comfort and support.

- Solid oak construction available in veneer and sprayon finishes
- Seat Heights: 12", 16"

Rock it out with a Sprayon finish!

Dotti Stool

Dotti is perfect for flexible, busy settings. A simple lightweight design makes Dotti a perfect fit. With a contoured rubber base, Dotti is designed to encourage movement that engages your core (and your focus!) all day long.

- Upholstered seat
- White base
- Embedded grab handle, light weight, and easy to carry
- Contoured black rubber bottom
- Seat DIA: 12"
- Seat Heights: 16", 18"




Dotti-18

Push Pop

Push-Pop Stools' retro designs add whimsy and durability to Cafeterias, Commons and Media Spaces.

- Upholstered Seat
- Powder coated steel base (18" in diameter)
- Base includes non-marring plastic glides
- Seat Diameter: 15"
- * Overall Diameter: 19" with footring
- Seat Heights: 17", 20", 25", 30"



PP-17

PP-20

PP-25-FR

PP-30-FR



TS-30-FR

TS-25-FR

TS-20

Toadstool

Toad Stools when geometric shapes aren't enough to capture a child's imagination. Perfect for Cafeterias, Commons and Media Spaces.

- Upholstered Seat
- Powder coated steel base (18" in diameter)
- Fixed base available
- Seat Diameter: 15"
- * Overall Diameter: 19" with footring
- Seat Heights: 20", 25", 30"

SEATING

Carlo

Carlo's twisted steel frame breaks the straight frame mold for higher design without sacrificing the durability, affordability. The wood top allows for use in utility spaces.

- Available with upholstered, HPL, oak or maple, and Sprayon finishes
- Frame is powder coated steel
- Non-marring, leveling glides
- Mobile version available, 18" height only
- Seat Diameter: 15"
- Seat Heights: 16", 18", 25", 31"



Rojon

RoJon, mobile personal storage seat. Rugged and durable, ideal for school environments. Storage area suitable for backpack, purse or messenger bag.

- Available in HPL, with PVC edges
- Mobile
- Tablet arm available
- Tablet arm is powder coated steel
- Tablet Height: 29"
- Seat Height: 18"



Soft Seating



Photography by Tom Holdsworth Photography



Full Time Collection:

The Full Time Family by is an adaptable and inviting collection of upholstered lounge seating and complementary tables, specifically designed to foster dynamic and collaborative environments. Its strength lies in its modular versatility, comfortable design, and wide range of customization options for base and height, offering a flexible approach to modern learning and social spaces.

The Full Time Family offers a dynamic suite of soft seating and surface solutions, including:

Versatile Ottomans: Fully upholstered lounge seating available in a multitude of shapes and sizes, providing flexible seating for various configurations and easy reconfigurability, often with mobile options.

Supportive Ottomans with Backs: Comfortable upholstered ottomans featuring integrated backs, offering enhanced support for extended lounging or focused conversations.

Functional Occasional Tables (Ottables): Tables with sturdy tops and upholstered bases that seamlessly integrate with Full Time seating, serving as convenient surfaces for collaboration or individual use.

Customizable Seating Heights: The choice of 16" (Jr.) or 18" seat heights, allowing for tailored comfort and ergonomic fit in diverse spaces.

Flexible Base Options: A selection of Duo Feet, Steel Post Legs, Wood Feet, Casters, or Glides, providing stability, mobility, or a custom aesthetic to suit specific functional and design needs.

Explore all Full Time has to offer

Individual products, specifications, and options can be found in their respective categories.

- Full Time Ottable page 81
- Full Time Ottoman page 146
- Full Time Quarterback page 147
- Full Time Halfback page 148



● Full Time Ottoman

Your Space. Redefined.



● Full Time Halfback



● Full Time Quarterback



● Full Time Ottable



Explore the Full Time Collection in action.
View our mini-brochure for fluid design possibilities.

Full Time Series Options

Add the following suffix to the model number...

- 4C for four casters
- 5C for five casters (pentagon, round, crescent)
- 4W for 4 wood legs
- 5W for five wood legs (pentagon, round, crescent)
- G For Junior glides

Power it up!

- Duet Power
- 1 Power/ 1 Dual USB (2 amps each) Available in White, Black and Silver Powder Coat
- 72" and 120" cords available




ADUF-1P2U-72-S



Caster



Wood leg



Steel Post leg



Duo leg



Jr. Glides
16" H

SEATING



Full Time Ottoman




FTC-30
Curved

Full Time ottomans are a wonderful addition to your space! With a multitude of shapes, sizes the configurations are endless.

- Fully upholstered
- Available with casters, wood legs, steel post, Duo leg, and Jr. Glides
- Seat Heights: 16", 18"

Available Shapes



Round

20", 30", 36", 51"



Crescent

20", 30", 36", 51"



Half Round

24" x 48"



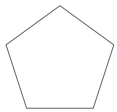
Square

24" x 24"
36" x 36"
40" x 40"



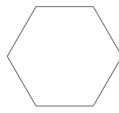
Rectangle

18" x 36"
24" x 36", 48"



Pentagon

18" Returns 30" x 28"
24" Returns 40" x 38"



Hex

24" x 48"



Game Controller

18" Returns 30" x 28"
24" Returns 40" x 38"



FTC-30

30° curve
54" radius,
24" return



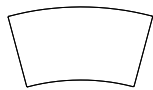
FTC-60

60° curve
54" radius,
24" return



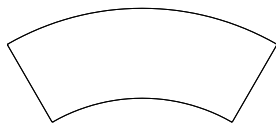
FTC-60-4221-DVS

60° curve
42" radius,
21" return



FTC-30-4221-DVS

30° curve
42" radius,
21" return



FTC-60-7224

60° curve
72" radius,
24" return



**Tri-Star Kit
Products**

- (1) Full Time Otable FTRT-C1824-4S
- (3) Full Time Halfback FTCBV2-60-5S
- (1) Tri-Star Rockford Table RF-C3737TRS
(recommended for use with Full Time Halfback Grouping).
- (2) Full Time Halfround FTHD-48-5S
- (1) Orbit Pick Table O27-C4042PICK-29
- (2) Forum Side Gig Table FRM-C1420E-26

Kit Footprint as Shown:
10'6 x 10'11"

Full Time Quarterback

Part of our Full Time lounge collection, the Quarterback lounge seat offers a modern, generous seat with a convenient armrest to allow teachers ultimate visibility without sacrificing comfort. Designed specifically for Education, this seating solution can easily adapt to any space - student commons, corridors, lounges, breakouts, libraries, and/or media centers.

- Fully upholstered seat and back
- Steel post legs, Duo legs, casters, wood legs and Jr. glides available
- Seat Heights: 18", Junior 16"



FTCOQL-0036-18

SEATING




FTSB2C-2424
Square Corner

Full Time Halfback


Who wouldn't want the luxury of an ottoman with a back?! Mix and match with Full Time ottomans and Full Time ottobles to create a unique seating experience.

- Fully upholstered seat and back
- Legs are powder coated steel with leveling glides
- Steel legs are standard
- Casters, wood legs and Jr. glides available
- Available widths: 24", 60"
- Available in 60° curves (convex and concave)
- Seat Heights: 18", Junior 16"

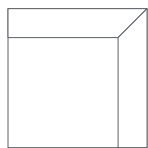
Available Shapes



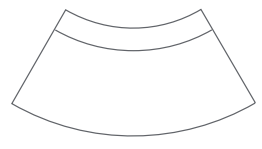
Square
24" x 24"



Rectangle
24" x 36"
24" x 48"
24" x 60"



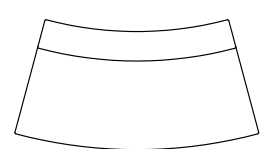
Square Corner
24" x 24"



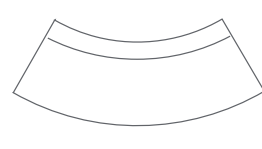
FTCBX2-30
FTCBX2-60
30° Curve
60° Curve
54" x 28.2"



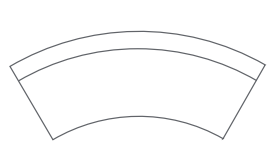
FTCBV2-30
FTCBV2-60
60° Curve
54" x 28.2"



FTCBX2-30-9624
30° Curve
96" x 24"



FTCBX2-60-7224
60° Curve
72" x 30.6"



FTCBV2-60-7224
60° Curve
72" x 30.6"



(4) Square corners
FTSB2C-2424-4D



(2) Square corners
FTSB2C-2424 -4D
(1) Rectangle FTRB2C-2460-4D



Column Wrap Kitspiration



Products

- (4) Forum Side Gig FRM-C0018-26
- (4) Full Time Ottoman FTS-2424-4S
- (4) Full Time Halfback FTRB2-2436-4S

Kit Footprint as Shown: 8'7" X 9'4"

See www.mediatechnologies.com for Curved Seating Compatibility Diagram.

SEATING

Engage

One arm, two arms, no arms... wheels?! Engage seating provides the versatility of a single chair with configuration options to create interesting layouts within your space.

- Fully upholstered seat and back
- Powder coated steel legs are standard
- Optional Wood and Casters available
- Seat Height: 18"

Power it up!

- Duet Power
- 1 Power/ 1 Dual USB (2 amps each) Available in White, Black and Silver Powder Coat
- 72" and 120" cords available



Handle is standard when unit is ordered with Casters or Rocker base.



ADUF-1P2U-72-S



ENA-2529-4S



Right Arm: ENR-2829-4S
Left Arm: ENL-2829-4S



EN-3029-4S



ENAW-3035-4S

Options

Add the following suffix to the model number...


- 4C** for four casters
- 4W** for 4 wood legs
- 2W** for 2 wood, 2 casters
- 4S** for steel post legs
- 2S** for 2 steel post, 2 casters
- 4D** for duo legs
- 2D** 2 duo, 2 casters
- RB** for rocker base (on select models)
- G** for Junior Glides



Jr. Glides
16" H



Wood leg



Steel Post leg



Duo leg



Caster



Rocker Base
Available on
ENA-2529 and EN-3029



ENA-4829-G



ENA-4829-4S



Right Arm: ENR-5129-4S
Left Arm: ENL-5129-4S



EN-5329-4S

SEATING



WNK-60-7230
60 Degree Curve

Wink

Wink's comfort and versatility allows use as a stand alone or with other Winks to create a cozy group area for young readers. Pair with Indy tables for an interactive study area.

- Available in curved, straight and multi-faceted
- Fully upholstered seat and back
- Self-leveling glides
- Overall Depth: 30"
- Seat Depth: 20"
- Curved and MFD Widths: 37.3", 72"
- Straight Widths: 30", 60"
- Seat Height: 18"



WNK-30-7230
30 Degree Curve



WNK-3030

Collaboration Kitspiration



Media Sharing Theater Products

- (2) Wink Straights WNK-6030
- (2) Wink Curved WNK-60-7230
- (4) Forum Work Tables FRM-C68F1520
- (2) Indy IN-C2460L-36
- (2) Indy IN-C2496-60MFD-36
- (1) Crayon Table CY-C4230LD-29
- (10) Hannah Stools HAN008
- (1) Stowaway Tech Cart ST-OR-1842

Kit Footprint as Shown:
13.2'D X 22.92'W

Wink MFD is a 60-degree angle seat that is not a continuous curve, but faceted. It is designed on a 72" radius, just like it's curved "sister". They can be used interchangeably.



WNK-60-7230-G7-MFD
60 Degree Facet



WNK-6030

Power it up!

Power/Connectivity*
Available on flat surfaces of base

- Duet Power
- 1 Power/ 1 Dual USB (2 amps each) Available in White, Black and Silver Powder Coat
- 72" and 120" cords available



ADUF-1P2U-72-S



Wink/Indy Products

- (2) Wink WNK-60-7230-G7-MFD
- (1) Orbit Round Table O22-C0036-29
- (2) Full Time Round Ottomans FTD-20-5C
- (3) Hannah Stools HAN008
- (1) Indy IN-C2496-60MFD-36

Kit Footprint as Shown:
10.9' D X 10.4' W



Cabana Face2Face Products

- (2) Wink WNK-3030
- (1) Orbit Square Table O22-C3030-29
- (1) Cabana CAB-C3884L

Kit Footprint as Shown:
3.2' D X 7' W

SEATING



SS-17-24

Shroom

Cool and comfortable, Shroom Stool is perfect for any children's learning space. It makes the space inviting and is built to stand up to the fungi hunters that will claim them.

- Fully upholstered cap and stem
- Wood base, fitted with Non-marring plastic glides
- Seat DIA: 24"
- Seat Height: 17"



Muffin Top

Muffin Top, the perfect friendly, stool for users that are "built a little bit closer to the ground".

- Fully upholstered
- Base is fitted with non-marring plastic glides
- Seat DIA: 24"
- Seat Height: 6"




MT-6-24

Fred

Fred's contoured shape fits like a glove, and so does the removable fabric for easy cleaning.

- Fully upholstered
- High-density foam interior
- 3MM black coil zipper
- Seat heights: 18", 19"



FREDEX

FRED

Jumbles


Jumbles are great for spaces that require flexibility. Available in a multitude of shapes and configurations to fit any need!

- Shapes available: Cylinder, Cube, Crescent, Pac Man, Hexagon, Arc, Hourglass, Pick Wave & Wedge
- Foam interior structure with a wood base
- Glides for hardwood flooring
- Heights available: 7", 10", 15", 18.5"



JMBWW-4424-18

● SHAPES



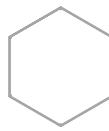
Cylinder
DIA: 17



Cube
DIA: 17



Pac Man
DIA: 17



Hexagon
10" sides, 19"W



Wedge
21 x 28



Pick
20 x 24



Hourglass
21 x 28



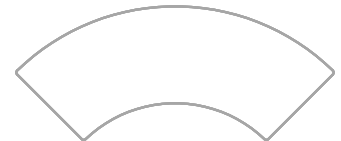
Wave
19 x 35
24 x 44



Arc 30°
30° curve, 22"W,
18" sides



Arc 60°
60° curve, 42"W, 18"
sides



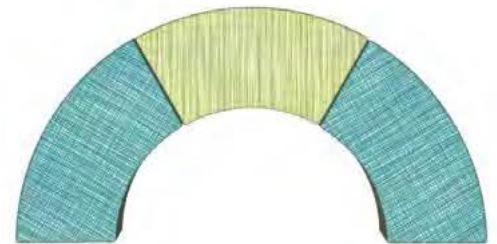
Arc 90°
90° curve, 59"W, 18"
sides



Pick Configuration



Wave Configuration



Arc Configuration

SEATING

Blox


Fun for anyspace! Great in clusters and as an alternative to boring stationary chairs. Fully upholstered Blox in multiple heights allow you to create the perfect space.

- Fully upholstered
 - High-density foam interior
 - 3MM black coil zipper
 - Seat Heights: 2"* , 3"* , 6" , 9" , 14" , 17"
- * 2" only available in QBLOX, CBLOX, CBLOX-2 is 15" DIA.
* 3" CBLOX & QBLOX only



ABLOX-60-5418-17

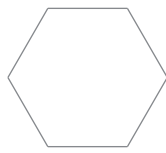
● SHAPES



Cylinder
DIA: 15* , 17, 20,
36*



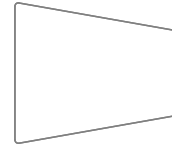
Cube
DIA: 17, 15*



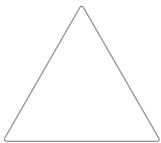
Hexagon
Depth: 19
with 10" sides



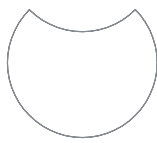
Rectangle
14 x 24, 48



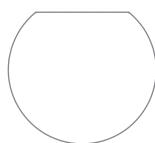
Wedge
21 x 24



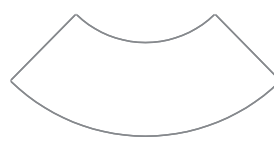
Triangle
21" Sides
19" Sides 6"H only



Pac Man
DIA: 17



Totz
DIA: 17



Arc 60°
60° Curve, 36"W, 18" Sides
60° Curve, 54"W, 18" Sides

Bookworm Blox Configuration with bookworm embroidery: (1) CBLOX-20-17-CAT & (8) PBLOX-17-17



Blox Go-Cart

Vertically oriented open storage with a light-weight airy design for Blox soft seating. Easily tucks out of the way, saving valuable floor space.

- Base panel is TFL
- Edges are 3mm PVC
- Available in silver powder coat
- Holds (16) 2" Blox
- Depth: 18"
- Width: 20"
- Height: 38"



BMCOS-1818-T-MOB

BLOX Mobile Cart

Store and Go Blox Mobile Cart.

- Available in HPL and TFL
- 4 locking swivel casters.
- Depth: 17"
- Width: 32.5"
- Height: 19", 42"



BMC-3217-L-MOB
Holds 12 CBLOX-2-15



BMC-3217-42-L-MOB
Holds 24 CBLOX-2-15

SEATING


Ad Lib

Two-tier, three-tier... straight units and corner units. Ad Lib rises to the occasion. Great for use in commons, corridors, lobbies, vestibules, classrooms cafeteria lounges, and esports arenas.

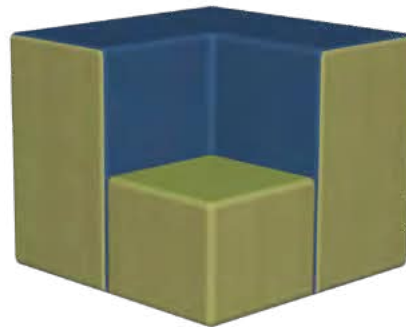
- Fully upholstered, HPL and HPL with seat cushion
- Base equipped with self leveling glides
- Available in two sizes
- Drawer and book storage options available
- Tier Seat Heights: 8.5", 9", 17", 25.5", 34"




AD2L-DSBC



AD2
Bottom seat: 17"H
Top seat: 34"H
Top & Bottom seat Depth: 18"
Unit Depth: 36"



AD2C
Bottom seat: 17"H
Top seat: 34"H
Top & Bottom seat Depth: 18"
Unit Depth: 36"



AD2OC
Bottom seat: 17"H
Top seat: 34"H
Top & Bottom seat Depth: 18"
Unit Depth: 36"

ADD2 (larger size)
Bottom seat: 17"H
Top seat: 34"H
Top and Bottom seat Depth: 18"
Unit Depth: 40"

ADD2C (larger size)
Bottom seat: 17"H
Top seat: 34"H
Top and Bottom seat Depth: 18"
Unit Depth: 40"


ADD2OC (larger size)
Bottom seat: 17"H
Top seat: 34"H
Top and Bottom seat Depth: 18"
Unit Depth: 40"




Ad Lib 1
Products

- (2) FTS-4040-4D
- (2) ADD2L
- (2) ADD3OC
- (2) ADD3


Footprint as shown:
12'-10" x 10'



AD3OC
Bottom seat Height: 8.5"
Middle seat Height: 25.5"
Top seat Height: 34"
Top & Bottom seat Depth: 9"
Middle seat Depth: 18"
Unit Depth: 36"



AD3C
Bottom seat Height: 8.5"
Middle seat Height: 25.5"
Top seat Height: 34"
Top & Bottom seat Depth: 9"
Middle seat Depth: 18"
Unit Depth: 36"



AD3
Bottom tier Height: 8.5"
Middle seat Height: 25.5"
Top seat Height: 34"
Top & Bottom seat Depth: 9"
Middle seat Depth: 18"
Unit Depth: 36"

ADD3OC (larger size)
Bottom seat Height: 9"
Middle seat Height: 25.5"
Top seat Height: 34"
Top & Bottom seat Depth: 10"
Middle seat Depth: 20"
Unit Depth: 40"

ADD3C (larger size)
Bottom seat Height: 9"
Middle seat Height: 25.5"
Top seat Height: 34"
Top & Bottom seat Depth: 10"
Middle seat Depth: 20"
Unit Depth: 40"



ADD3 (larger size)
Bottom seat Height: 9"
Middle seat Height: 25.5"
Top seat Height: 34"
Top & Bottom seat Depth: 10"
Middle seat Depth: 20"
Unit Depth: 40"

SEATING

Ad Lib 2 Products

- (2) ADD3C
- (3) ADD2-L
- (1) ADD3
- (1) ADD2
- (1) ADD2L

Footprint as shown:
13'-2" x 9'-9"



Ad Lib 3 Products

- (2) FRM-C1420E-26
- (1) AD2OC
- (1) ADD2
- (5) ADD2OC-L
- (1) ADD2C-L

Footprint as shown:
6'-8" x 13'-3"

Ad Lib Cafeteria & Commons Kitspiration

Ad Lib 4 Products

- (2) PP-20
- (4) PP-25-FR
- (2) ADD2
- (2) ADD2C
- (2) ADD2OC
- (1) O22-C0036-36
- (1) O27-C4848-29
- (2) FRM-C0018-26


Footprint as shown:
16' x 10'-7"



**Ad Lib 5
Products**

- (2) AD20C
- (2) ADD2C
- (2) ADD2

Footprint as shown:
12'-8" x 6'-8"



**Ad Lib 6
Products**

- (2) ADD2
- (4) ADD20C

Footprint as shown:
9'-8" x 6'-8"

**Ad Lib 7
Products**

- (2) ADD20C
- (1) FTS-4040-4C
- (2) ADD2
- (1) FTD-51-5C
- (2) FTD-20-4D
- (3) CBLOX-15-2

Footprint as shown:
15' x 10'-4"






Forum Collection:

Experience the Forum Collection, where award-winning designer Timothy DeFiebre brings a clean edge and luxurious materials to life. The Harter Forum Lounge Seating blends pure, modern lines with exceptional comfort, making it perfectly at home in executive environments, remote offices, lounges, and spas alike. Designed for seamless adaptation, choose between the relaxed lounge or the ergonomically inclined work lounge, both sharing the iconic DNA of style and comfort. It's more than just seating; it's a statement in versatile, contemporary design.

The Forum Collection offers a handsome suite of solutions, including:

Convenient Tables: Versatile surfaces that support individual focus or group collaboration.

Flexible Seating: Comfortable bench and lounge seating designed for beauty and comfort.



Explore the Forum Collection in action.
View our mini-brochure for fluid design possibilities.

● Forum Occasional, Work and Side Gig Tables

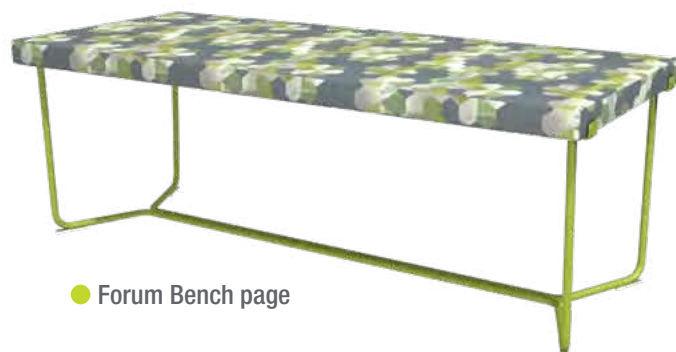
Explore all Forum has to offer

Individual products, specifications, and options can be found in their respective categories.

- Forum Occasional, Work and Side Gig Tables page 80
- Forum Relax and Work Lounge Seating page 163
- Forum Bench page 172



● Forum Relax and Work Lounge Seating



● Forum Bench page


Elevated Comfort for Every Modern Space

Soft seating

Forum Work

Forum Work Lounge Seat has been rotated 8-degrees forward to create a more forward/upright posture which is more comfortable for laptop use and the use of other devices.

- Available in mid and high back
 - 1, 2 and 3 Seater sizes available
 - Fully upholstered
 - Powder coated steel frame
 - Glides available
 - Depths: 26.5"
 - Widths: 24.375", 48.375", 72.375"
 - Seat Height: 17"
- * Design by Timothy deFiebre



Forum Relax

Award-winning designer Timothy deFiebre expands a former Harter product group from the past. Forum brings an iconic clean edge to classic executive environments. Of course, its pure, modern lines are equally at home in remote offices, lounges and spas.

- Available in mid and high back
 - 1, 2 and 3 Seater sizes available
 - Fully upholstered
 - Powder coated steel frame
 - Glides available
 - Depths: 27.5"
 - Widths: 24.375", 48.375", 72.375"
 - Seat Height: 17"
- * Design by Timothy deFiebre





Duo Collection:

The Duo Collection redefines modern seating by seamlessly bridging the gap between traditional lounge comfort and task-oriented functionality. With both straight and mitered components, Duo offers infinite configuration possibilities that adapt effortlessly to any space, empowering you to design truly dynamic environments. Further enhancing its versatility, Duo provides options for integrated power and storage, making it the ideal solution for bustling active spaces like libraries, student unions, and contemporary lounges.

The Duo Collection offers an integrated suite of solutions, including:

Flexible Seating: Duo Lounge, offers a flat back to use against a wall, or to create a defining wall. Duo Cafe offers collaboration by use of the cafe counter.

Essential linking elements: Connector tables and benches allow seamless connection of Lounge and Cafe models providing convenient surface and seating areas in your configurations. * Integrate power here!

Unified Occasional Tables: Duo's smart design allows for occasional tables that match in style to complete your lounge area.

Explore all Duo has to offer

Individual products, specifications, and options can be found in their respective categories

- Duo Coffee Tables page 82
- Duo Connector Tables page 82
- Duo Lounge Seating page 166
- Duo Cafe Seating page 166
- Duo Ottoman page 178
- Duo Connector Seats page 178



● Duo Lounge Seating



● Duo Cafe Seating

Where Lounge Meets Productivity


Options

Add the following suffix to the model number...


- 4C for four casters
- 4W for 4 wood legs
- 4S for steel post legs
- 4D for duo legs
- G for Junior Glides



Explore the Duo Collection in action.
View our mini-brochure for fluid design possibilities.



Wood leg



Steel Post leg



Jr. Glides
16" H



Duo leg



Caster



● Duo Coffee Tables



● Duo Ottoman



● Duo Connector Tables



● Duo Connector Seats

SEATING



Duo

Designed to connect to other Duo seating and table components. Duo Lounge Seating can be used as stand-alone seating items or arranged with other Duo seating items to create many different interactive seating configurations. Ideal in commons, media space and lounge areas.

- Fully upholstered seat and back cushions
- Base and back available in HPL and oak or maple finishes
- Legs are powder coated steel with black leveling glides
- Depths: 28.5"
- Widths: 25", 35.5", 36", 45.5", 48", 60"
- Seat Height: 18"



DUO-25



DUO-36



DUO-L35
Left Miter



DUO-RL45
Center Miter



DUO-R35
Right Miter

Duo Cafe

Provides an intimate and/or interactive environment. Duo Cafe is designed to connect to other seating and table components of the Duo Collection.

- Fully upholstered seat and back cushions
- Base and back available in HPL
- Legs are powder coated steel with black leveling glides
- Counter is HPL with PVC edge
- Depths: 40.6"
- Widths: 25", 35.5", 36", 45.5", 48", 60"
- Seat Height: 18"
- Counter Height: 42"
- Counter Depth: 12"
- Overall Height: 46"



DUO2-36-CC



DUO2-25-CC



DUO2-L35-CC
Left Miter



DUO2-RL45-CC
Center Miter



DUO2-R35-CC
Right Miter

Power it up!

Power/Connectivity*
Available flat surfaces of base

AZTECH

- 2 Power / 1 Dual USB / 1 Open port
- White and black face plate available
- 72" and 120" cords available



Deuce Cafe

Deuce Café Counter bench can be paired with the Deuce Lounge and many components of the Duo seating line to create interesting seat groupings. Works well as classic booth seating in commons, café and cafeteria environments.

- Fully upholstered seat and back cushions
- Bench back available in laminate, and oak or maple veneer
- Powder coated steel frame with leveling glides
- Counter is HPL with a PVC edge
- Depth: 40"
- Widths: 25", 36", 48", 60"
- Seat Height: 18"
- Counter Height: 36"
- Counter Depth: 12"



DEU-25-CC



DEU-36-CC



DEU-48-CC



DEU-60-CC



DEU-36-HB
High Back

Deuce Lounge

Deuce Lounge and high back bench can be paired with many components of the Duo seating line to create interesting seat groupings. Works well as classic booth seating in commons, café and cafeteria environments.

- Fully upholstered seat and back cushions
- Bench back available in laminate, and oak or maple veneer
- Powder coated steel frame with plastic leveling glides
- Depth: 27-3/4"
- Widths: 25", 36", 48", 60"
- Seat Height: 18"



DEU-25



DEU-36



DEU-48



DEU-60

SEATING

Shirley

Bench lounge for one-on-one conversation or group meetings. Works well as classic booth seating in commons, café and cafeteria environments.

- Fully upholstered seat and back cushions
- Opt for a 4" gap in cushions, for easy clean out
- Base available in HPL and oak or maple veneer
- HPL models receive corner guards on back panel edge corners
- Casters available
- Depths: 24", 46" for Double-face versions
- Widths: 42", 48", 60"
- Overall Height: 42", 48" for High-back version
- Seat Height: 18"



SBS-2448-LL



SBC-C2424-LL
Corner



SBS-C2460-LL



SBC-C2424-HL
High back corner



SBS-C2460-HL
High back



SBD-C4660-LL



SBD-C4660-HL
High back



SBD-C4648-CO-HL
High back with cleanout



SBCD-C24646-CO-HL
High back outside corner
with cleanout



Cafeteria Kitspiration



- Products
- (2) SBCE-C24646-CO-HL
 - (3) SBD-C4648-CO-HL
 - (2) FTED-48-5D
 - (6) SML-R35010
 - (2) O27-C4848BD-29
 - (2) O22-C3636R-29

Kit Footprint as Shown:
21.5' X 16'

SEATING

Pocket Lounge

Pocket Lounge is a quarter-round (90°) settee. It is a great interactive component for team seating applications.

- Fully upholstered seat and back cushions
- Available in HPL and oak or maple veneer
- Powder coated steel legs
- Black leveling glides
- Casters optional
- Seat Height: 18"



PKT-QR90L
Depth: 24"
Width: 79"

Note: Pocket Lounge and Cafe is not designed to mate with Duo Lounge or Duo Café Counter. Pocket Lounge does mate with Pocket Café Counter.

Power it up!

Power/Connectivity*
Available flat surfaces of base

AZTECH

- 2 Power / 1 Dual USB / 1 Open port
- White and black face plate available
- 72" and 120" cords available

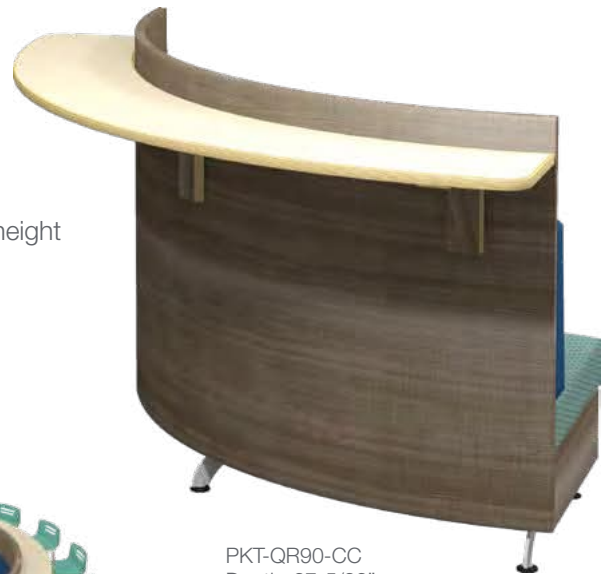


Pocket Lounge shown with Crayon Table.

Pocket Cafe

Pocket Café Counter is a quarter-round (90°) settee with a counter-height work surface integrated into the back panel. It is a great interactive component for team seating applications.

- Fully upholstered seat and back cushions.
- Available in HPL and oak or maple veneer
- Powder coated steel legs
- Black plastic leveling glides
- Counter is HPL with PVC edge
- Casters optional
- Seat Height: 18"
- Counter Depth: 12"
- Counter Height: 36", 42"




PKT-QR90-CC
Depth: 37-5/32"
Width: 96"



Pocket Cafe shown with Crayon Table, and Bella Stools.



SEATING



FRM-N68E2048FU

Forum Bench

Designed by Timothy deFiebre, Forum brings a clean edge and luxurious combination of materials to classic executive environments. Of course, its pure, modern lines are equally at home in remote offices, lounges and spas.

- Fully upholstered cushion
- Powder coated steel frame
- Non-marring plastic glides available
- Depths: 20", 24"
- Widths: 20", 24", 48", 60"
- Seat Height: 17.675"

Rocky

Sturdy, industrial-chic steel frame with a rugged wood seat. Rocky is ready to take on anything, anytime, anywhere.

- Available with upholstered seat cushion or wood seat
- Frame is powder coated steel
- Adjustable nylon glides
- Widths: 48", 60"
- Seat Height: 18"



RB-1860A



RB-1848C



BOLB-C2060C

Formal glides

Bola Bench

An extension of the Bola family, with a fully upholstered seat and robust HPL base, this bench is perfect for waiting areas, media spaces, corridors and common areas.

- Powder coated steel legs
- Available with non-marring nylon formal glides or Bola Ball glides
- Depth: 20"
- Widths: 48", 60"
- Seat Height: 18"H

Gizmo

Gizmo's charming a-frame base is comfortable in anyspace design.

- Available with upholstered seat cushion or wood seat
- Frame is powder coated steel
- Adjustable non-marring nylon glides
- Depths: 18"
- Widths: 48", 60"
- Seat Height: 18"



Groot

Be rooted in your space, from locker rooms to the classroom, Groot is anchored to withstand anything.

- Solid wood top
- Powder coated steel columns
- Depths: 12", 16"
- Widths: 48", 60", 72"
- Seat Height: 18"

* Customer to provide floor anchors.



SEATING




Open Storage Bench
DFTB-42-1819-OS-T-MOB

Drift Bench

Drift Bench is mobile, comfortable and available with two storage base options.

- Base available in HPL or TFL
- Single and Double faced units available
- Tote storage or open storage compartments
- Upholstered seat cushion
- Swivel casters are standard.
- Widths: 42", 56"
- Seat Height: 18"



Drift Single Faced Tote Storage Bench
DFTB-42-1819-TOTO-T-MOB



Drift Double Faced Tote Storage Bench
DFTB-56-1838-TOTO-L-MOB

Toto Totes

Available in 10 colors plus translucent, used with tote rails or inside cubbies, Toto Totes are a fun way to get organized!

- Available in 3" and 6" depths
- Color coordinate with our TFL, HPL, Polypropylene, powder coat and PVC



Totes are available in 10 colors plus Translucent:



T01
Translucent



T15
Falcon



T13
Blue Heron



T27
Blue Wren



T18
Purple Martin



T29
Hummingbird



T24
Cardinal



T23
Oriole



T21
Goldfinch



T22
Parakeet




T30
Rio




Bookstack Seat

Combined book storage and seating for the perfect reading nook!

- Upholstered seat cushion
 - Base available in HPL, TFL, veneer and sprayon
 - Picture book base option
 - Depths: 12", 16"
 - Widths: 24", 37"
 - Seat Height: 18"
- * Mobile option available for 37"W units only.



21-1816BS
* Shown with 6" Toto Totes



21-1816PBS



21-1616SCM



SEATING



Nessie

An efficient, alternative soft seating solution for the classroom, corridor, media center and third space areas. No more sacrificing density for high traffic areas. The nesting capability allows for easy storage when not in use. Four heights allows for greater comfort — regardless of age. Nessie offers a wide variety of high-performance polyurethan, PVC-free, clean vinyl and more combinations to support school branding, way-finding and easy care and maintenance.

NB-361606	NB-481610	NB-601614	NB-721818
Depth: 16"	Depth: 16"	Depth: 16"	Depth: 18"
Width: 36"	Width: 48"	Width: 60"	Width: 72"
Height: 6"	Height: 10"	Height: 14"	Height: 18"

*Hidden Handle for ease of mobility without sacrificing esthetics - concealed full width channel

- Fully upholstered
- Plastic dome glides
- Overall Depth: 18"
- Overall Width: 72"
- Seat Heights: 6", 10", 14", 18"





SEATING



DUO



Round
DUO-0036OTUS-18
30", 36"

Duo Ottoman

Use to create unique interactive environments/ configurations with other Duo components. All Duo Ottoman models have integrated open storage areas.

- Fully upholstered seat cushion
- Base available in HPL and oak or maple
- Legs are powder coated steel with adjustable black glides
- Heights: 18", 25"



Square
DUO-3636OTUS-18
30", 36"



Rectangle
DUO-2442OTUS-18
24" X 42"

Duo Connector

Duo Connector Stools are unique seating components designed to connect Duo Lounge, Duo Café Counter and Duo connector Stools in continuous seating groups.

- Fully upholstered seat cushion
- Base available in HPL and oak or maple veneer
- Available open or closed
- Legs are powder coated steel with adjustable black glides
- Depth: 24"
- Widths: 18", 20" (45°), 24", 35" (90°), 36" (45°), 52" (90°)
- Seat Heights: 18", 25"



DUC-2418-USO-18



Power it up!

Power/Connectivity* Available on Closed Units only

AZTECH

- 2 Power / 1 Dual USB / 1 Open port
- White and black face plate available
- 72" and 120" cords available



Square Open & Closed



DUC-2424-USO-18



DUC-2424-USC-18

Rectangle Open & Closed



DUC-2418-USC-18



DUC-2418-USO-18



45° Closed, Curved and Flat Back



DUC-2420-USCR45-18



DUC-2420-USCFR45-18



DUC-2436-USOR45-18

90° Open and Closed



DUC-2435-USCR90-18



DUC-2452-USOR90-18

Index

- 11-Series Benchmark Shelving 6, 8-9
- 21-Series Bookmark Shelving 6, 12-13
- 31-Series Shelving 6, 14-15
- Ad Lib Tiered Seating 158-161
- Anchor Desk 126
- Arc Seating 129
- Bella Seating 139
- Binny 41
- Blox 156
- Blox Go-Cart 157
- Blox Mobile Cart 157
- Boardwalk 40
- Bola Bench 172
- Bola Collection 130-131
- Bola Seating 132-133
- Bola Tables 112-114
- Bookmark Bookstack Seats 175
- Bookmark Circulation Desks 60-63
- Bookmark Collection 10-12
- Bookmark Media Carrels 73
- Bookmark Tables 96
- Browser 41
- Cabana 74
- Cake Display 43
- Carlo Stool 142
- Cascade 43
- Cesar Occasional 79
- Cesar Tables 112,113,114
- Cirrus & Cirrus Computer Tables 108
- Cirrus Collection 106-107
- Cirrus Curved Table 109
- Cirrus Gaming Tables 110-111
- Classroom Media Carrels 72
- Column Wraps 86
- Concierge 65
- Crayon Table 199
- Cubby 41
- Desks 119-127
- Deuce Café Seating 167
- Deuce Lounge Seating 167
- Display 39
- Domino 51
- Dotti Stool 140
- Downtown Table 89
- Dreamer Privacy Wall 71
- Dreamer Work Cart 70
- Drift Bench 174
- Drift Collection 18-19
- Drift Curved Shelving 6, 20
- Drift Harbor Circulation Desk 57
- Drift Picturebook Shelving 22
- Drift Storage 24-27
- Drift Straight Shelving 21
- Drift Tables 92
- Duo Café Seating 166
- Duo Coffee Table 82
- Duo Collection 168-169
- Duo Connector Bench 178
- Duo Connector Table 82
- Duo Lounge Seating 166
- Duo Ottoman 178
- Edison Table 102
- Elector 68
- elements counter 86
- Engage Seating 150-151
- Ewall 34
- Form Relax and Work Lounge 163
- Forum Bench 172
- Forum Coffee Table 80
- Forum Collection 162
- Forum Work Table, Forum Side Gig Table 80
- Fred 154
- Full Time Collection 144-145
- Full Time Halfback 148
- Full Time Ottoback 81
- Full Time Ottoman 146
- Full Time Quarterback 147
- General Accessories 38
- Gizmo Bench 173
- Groot Bench 173
- Grootable Table 85
- GTX Carrel Table 118
- GTX Desk 119
- GTX Table 119
- Hannah Seating 134-135
- Hannibal 69
- Heritage Rocking Chair 140
- Highrise 42
- Indy 92
- Interact 47
- Jane Desk 122
- Jumbles 155
- Kineticos Adjustable Height Table 125
- Kirby 91
- Lego Topper 117

ALL STANDARD PRODUCTS MANUFACTURED BY MEDIATECHNOLOGIES LLC., UNLESS OTHERWISE COVERED BY A PRODUCT SPECIFIC GUARANTEE AND OR WARRANTY, ARE GUARANTEED AGAINST DEFECTIVE MATERIAL AND WORKMANSHIP FOR A PERIOD OF FIVE (5) YEARS FROM THE DATE OF PURCHASE. MEDIATECHNOLOGIES LLC DOES NOT WARRANT ANY PRODUCT OR HARDWARE WHICH HAS BEEN INSTALLED INCORRECTLY, EXPOSED TO HIGH HUMIDITY, MOISTURE AND EXTREME TEMPERATURES FOR LONG PERIODS, EXCESSIVE LOADS, MISUSE, ABUSE OR WAS NOT MANUFACTURED BY MEDIATECHNOLOGIES LLC. WE WILL REPAIR OR REPLACE, AT OUR DISCRETION, ANY DEFECTIVE ITEM WITHOUT COST TO OUR CUSTOMER. THIS IS CUSTOMER'S SOLE AND EXCLUSIVE REMEDY AGAINST US. NO DELAY IN SHIPMENT OR DELIVERY SHALL GIVE RISE TO ANY LIABILITY FOR DAMAGES WHATSOEVER. WE ARE NOT LIABLE FOR DEFECTS CAUSED BY CUSTOMER OR ANY THIRD PARTY. CUSTOMER IS NOT AUTHORIZED TO MAKE ANY REPAIRS WHATSOEVER OR TO DEDUCT ANY AMOUNT FROM THE PURCHASE PRICE. IN NO EVENT SHALL OUR LIABILITY UNDER THIS WARRANTY EXCEED THE PURCHASE PRICE. IN NO EVENT SHALL WE BE LIABLE FOR INCIDENTAL, SPECIAL OR CONSEQUENTIAL DAMAGES. WE DISCLAIM ALL OTHER WARRANTIES, EXPRESS OR IMPLIED, AS TO ANY MATTER WHATSOEVER, INCLUDING WITHOUT LIMITATION, QUALITY, DESIGN, PERFORMANCE, SPECIFICATIONS, SAMPLES, CONDITION, MERCHANTABILITY AND FITNESS FOR ANY PARTICULAR PURPOSE. NO ACTION MAY BE COMMENCED FOR BREACH OF THIS WARRANTY MORE THAN SIX MONTHS AFTER THE CAUSE OF ACTION ACCRUES AND ANY SUCH ACTION MAY ONLY BE BROUGHT IN THE COUNTY OF OCEANA, STATE OF MICHIGAN.

Index

Lego Wall 45
Makerboard 45
Malibu Steel base table 84
Metro Occasional 79
Metro Table 96
Milan 50
Modtrak 4 Power 95
Muffin Top 154
Naper 43
Nessie Bench 176
Nest 75
Nomad Desk 48
Nomad Table 94
Nouvelle 87
Occasional Tables 79-82
Orbit Occasional 79
Orbit Tables 112,113,115
Oscar trash & recycle receptacles 37
Peadique Table 84
Pedestals 36
Pinnacle Desk 127
Pinwheel 42
Platform Seating 140
Pocket Café 170
Pocket Lounge 170
Porter Desk 121
Porter Table 120
Porter X-Base Table 120
Privacy 72-75
Push Pop Stool 141
Qubie 40
Quorum 87
Richard 67
Rockford Tables 112-114
Rocky Bench 172
Rojon Mobile Stool 142
Romak Seating 138
Roundhouse 6, 17
Rubix Storage 28-33
Samson 65
Science Table 97
Shelby Seating 136-137
Shelby Teacher Desk 124
Shelving Options & Accessories 16
Shirley Booth Seating 168
Showcase 42
Shroom Stool 154
Slatwall 44
Smile Seating 129
SST 90
Steel Display Book Truck 39
Stellar Table 97
Stowaway 66
Surfboard 46
Surfboard Cart 46
Tables 76-120
Tackboard 44
Tech Carts & Lecterns 64-71
Timmy Desk 126
Toadstool 141
Valour Tables 112-113, 115
Vector Table 118
Wakeboard 46
WCT Table 100
Welcome & Reception Desks 47-63
Wink Seating 152-153
Wood Display Book Truck 39
Work + Box Dock 104
Work + Box Island 103
Work + Box Lite 105
Work + Box Plank 105
Your Vision. Your Table. 112-116
Z Table 101
Zip 90